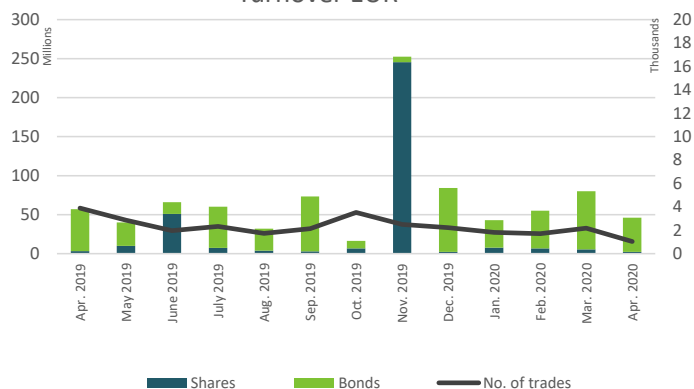




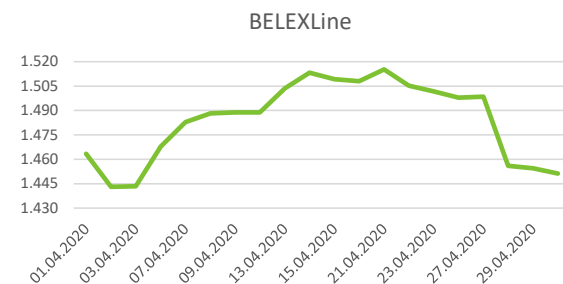
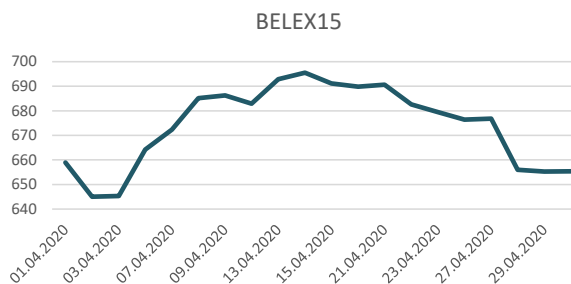
Belgrade Stock Exchange Monthly Report

April 2020

Turnover EUR

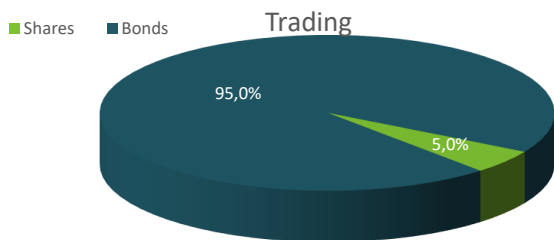


Index	Last	Index Market Cap EUR	% Of Total Market Cap	Trades	Turnover EUR	Monthly Change	YTD
BELEX15	655,41	1.660.230.075	39,32%	769	1.464.018	2,97%	-18,25%
BELEXLine	1451,26	1.977.589.291	46,84%	956	2.241.996	1,05%	-15,96%



Segment	Total Turnover EUR	Trades
Prime Listing Shares	801.957	651
Prime Listing Bonds	43.809.547	13
Standard Listing Shares	523.584	74
Open Market Shares	879.325	233
MTP Shares	97.410	68
Total:	46.111.822	1.039

Top 5 traded Shares						
Issuer	Ticker	Price RSD	Turnover EUR	% Change	Trades	
NIS a.d., Novi Sad	NIIS	521,00	781.290	-5,27%	584	
ALTA banka a.d., Beograd	JMBN	4.019,00	688.253	-21,27%	124	
Komercijalna banka a.d., Beograd	KMBN	2.500,00	488.911	-1,19%	52	
Galenika Fitofarmacija a.d., Zemun	FITO	2.550,00	90.741	0,00%	13	
Messer Tehnogas a.d., Beograd	TGAS	13.543,00	41.645	14,77%	29	



Top 3 Gainers in the month				
Ticker	Price RSD	% Change	Turnover EUR	
AMS Osiguranje a.d., Beograd	AMSO	900,00	50,00%	3.234
Tehnohemija a.d., Beograd	THHM	285,00	48,44%	121
Philip Morris Operations a.d., Niš	DINNPB	5.955,00	22,30%	17.002

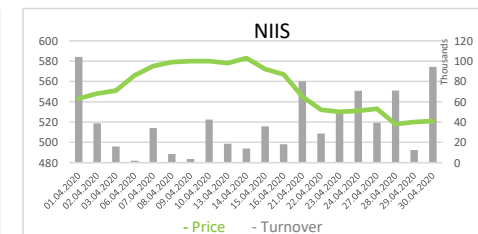
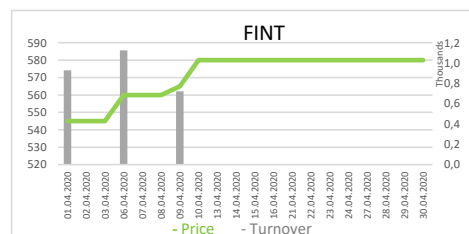
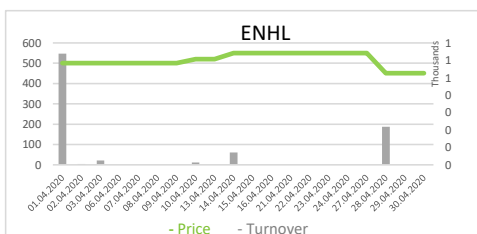
Top 3 Decliners in the month				
Ticker	Price RSD	% Change	Turnover EUR	
Dijamant a.d., Zrenjanin	DJMN	23.000,00	-42,50%	587
VP Dunav a.d., Bačka Palanka	VPDU	12.000,00	-40,00%	527
Informatika a.d., Beograd	INFM	1.000,00	-30,56%	77

Total Market Capitalization (Shares) EUR: 4.222.030.213

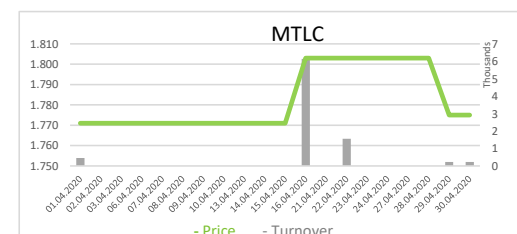
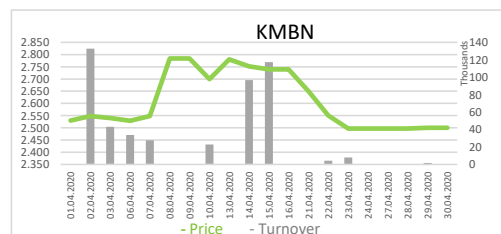
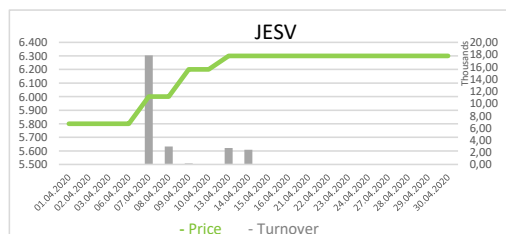


Shares - Official Listing Segments

Prime Listing Shares										
Ticker	Issuer	Price RSD	Turnover EUR	Trades	1y price range	Issued shares	Monthly change	Market CAP	P/E	P/B
AERO	Aerodrom Nikola Tesla a.d. , Beograd	848,00	16.918	51	630 - 1107	35.026.129	13,07%	252.574.950	0,56	0,37
ENHL	Energoprojekt holding a.d. , Beograd	451,00	970	9	600 - 758	10.931.292	-9,80%	41.922.803	/	0,54
FINT	Fintel energija a.d. , Beograd	580,00	2.778	7	520 - 650	26.510.506	8,61%	130.751.985	/	29,44
NIIS	NIS a.d. , Novi Sad	521,00	781.290	584	670 - 760	163.060.400	-5,27%	722.417.914	4,80	0,33



Standard Listing Shares										
Ticker	Issuer	Price RSD	Turnover EUR	Trades	1y price range	Issued shares	Monthly change	Market CAP	P/E	P/B
JESV	Jedinstvo a.d. , Sevojno	6.300,00	26.071	11	5007 - 7020	277.373	8,62%	14.859.596	4,85	0,62
KMBN	Komercijalna banka a.d. , Beograd	2.500,00	488.911	52	2400 - 3489	16.817.956	-1,19%	357.532.479	5,28	0,64
MTLC	Metalac a.d. , Gornji Milanovac	1.775,00	8.602	11	1750 - 2200	2.040.000	0,28%	30.791.497	13,09	1,08





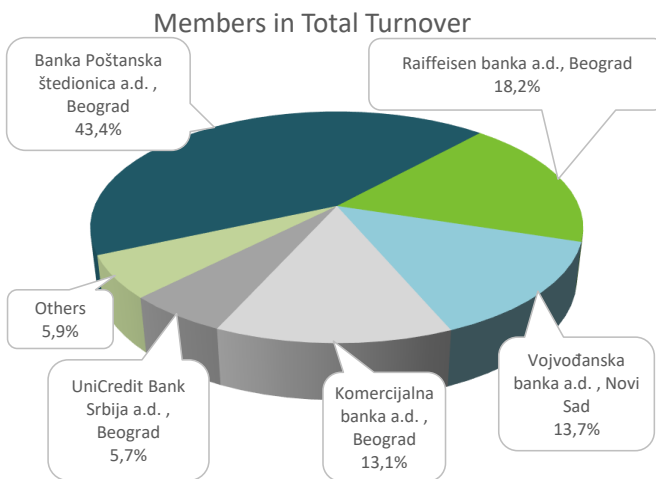
Bonds - Official Listing Segments

Prime Listing Bonds - top 5 Turnover							
Ticker	Issuer	Price	Turnover EUR	Trades	1y price range	No. Of Bonds	Monthly change
RSO20192	Republika Srbija	100,1231	20.097.710	2	100,0486 - 100,1231	59.855	0,07%
RSO19181	Republika Srbija	111,8243	5.220.445	1	101,4164 - 104,3898	15.000.000	0,42%
RSO20196	Republika Srbija	99,7322	4.943.383	2	99,7322 - 99,7322	5.173.274	0,16%
RSO20190	Republika Srbija	99,8227	4.590.115	2	99,8227 - 101,6704	3.183.293	-2,17%
RSO20193	Republika Srbija	107,2387	2.963.720	1	107,2387 - 107,2387	3.361.477	-3,50%

Top Member Statistics

Trading in Shares		
Member Name	Turnover EUR	% in Turnover
Tesla Capital a.d., Beograd	922.154	20,03%
Convest a.d., Novi Sad	674.118	14,64%
Dunav Stockbroker a.d., Beograd	643.147	13,97%
M&V Investments a.d., Beograd	513.998	11,16%
Vojvođanska banka a.d., Novi Sad	449.041	9,75%

Member Name	Trades	% in Trades
Komercijalna banka a.d., Beograd	565	27,53%
Tesla Capital a.d., Beograd	313	15,25%
Vojvođanska banka a.d., Novi Sad	267	13,01%
Raiffeisen banka a.d., Beograd	160	7,80%
M&V Investments a.d., Beograd	116	5,65%



Trading in Bonds		
Member Name	Turnover EUR	% in Turnover
Banka Poštanska štedionica a.d., Beograd	39.996.785	45,65%
Raiffeisen banka a.d., Beograd	16.614.972	18,96%
Vojvođanska banka a.d., Novi Sad	12.196.540	13,92%
Komercijalna banka a.d., Beograd	11.778.374	13,44%
UniCredit Bank Srbija a.d., Beograd	5.222.471	5,96%

Member Name	Trades	% in Trades
Banka Poštanska štedionica a.d., Beograd	7	26,92%
Vojvođanska banka a.d., Novi Sad	6	23,08%
Raiffeisen banka a.d., Beograd	5	19,23%
UniCredit Bank Srbija a.d., Beograd	2	7,69%
Dunav Stockbroker a.d., Beograd	2	7,69%