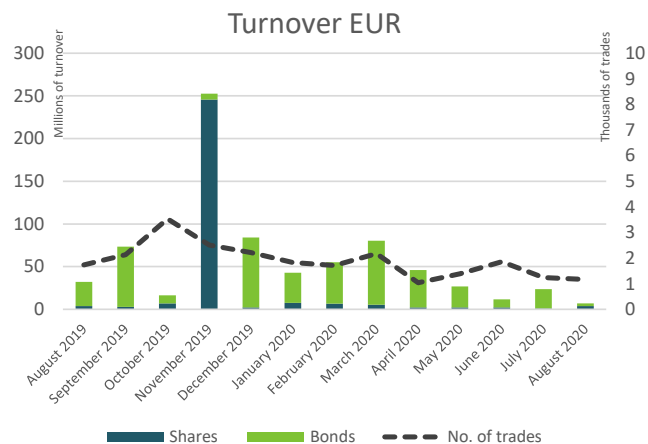


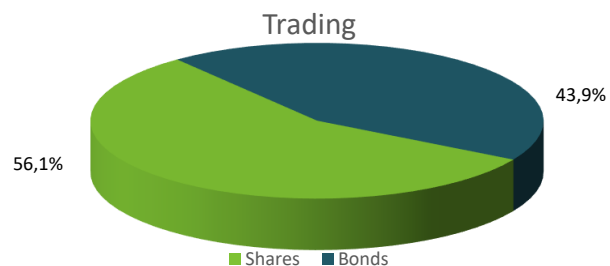


# Belgrade Stock Exchange Monthly Report

August 2020

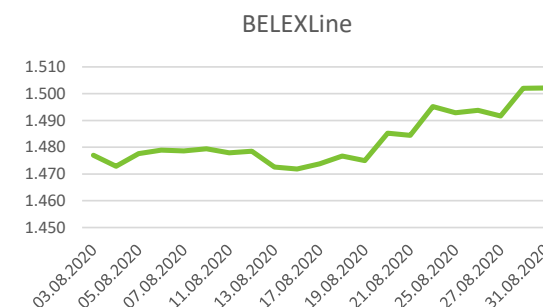
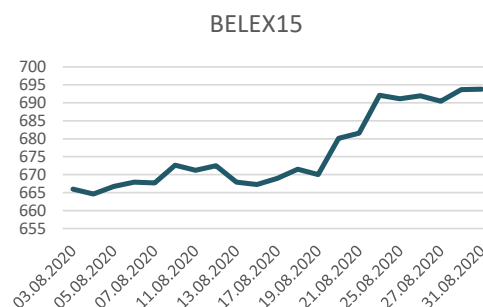


Segment	Total Turnover EUR	Trades
Prime Listing Shares	1.297.671	825
Prime Listing Bonds	3.058.986	16
Standard Listing Shares	2.191.479	117
Open Market Shares	215.106	115
MTP Shares	199.460	94
<b>Total:</b>	<b>6.962.701</b>	<b>1.167</b>



Total Market Capitalization (Shares) EUR: 4.153.203.038

Index	Last	Index Market Cap EUR	% Of Total Market Cap	Trades	Turnover EUR	Monthly Change	YTD
BELEX15	693,80	1.778.490.386	42,82%	985	3.626.443	3,88%	-13,46%
BELEXLine	1502,12	2.092.488.298	50,38%	1.021	3.647.048	1,53%	-13,01%



**Top 5 traded shares**

Issuer	Ticker	Price RSD	Turnover EUR	% Change	Trades
Metalac a.d. , Gornji Milanovac	MTLC	1.900,00	1.448.181	0,00%	47
Komercijalna banka a.d. , Beograd	KMBN	2.650,00	720.348	10,42%	56
Energoprojekt holding a.d. , Beograd	ENHL	420,00	666.201	5,00%	8
NIS a.d., Novi Sad	NIIS	580,00	588.712	5,84%	471
Tehnohemija a.d. , Beograd	THHM	227,00	95.578	0,00%	8

**Top 3 gainers in the month**

Ticker	Price RSD	% Change	Turnover EUR	
Goša montaža a.d. , Beograd	GMON	2.200,00	22,22%	37
Komercijalna banka a.d. , Beograd	KMBNPB	900,00	12,50%	4.209
Globos osiguranje a.d. , Beograd	GLOS	390,00	11,43%	1.652

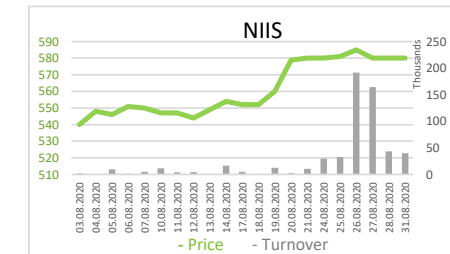
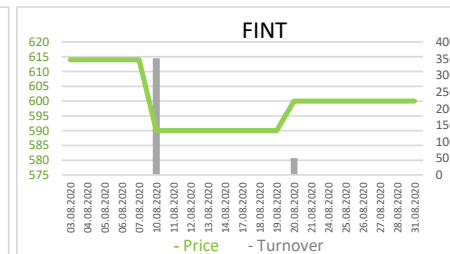
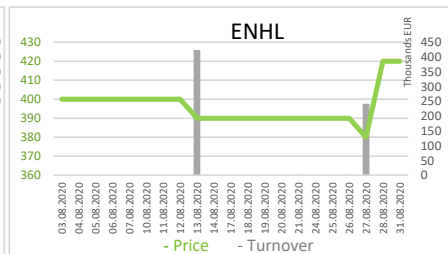
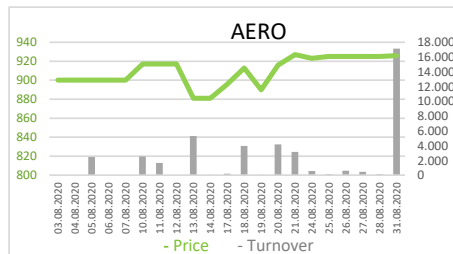
**Top 3 decliners in the month**

Ticker	Price RSD	% Change	Turnover EUR	
Rimex a.d. , Beograd	RMKS	2.250,00	-25,00%	9.854
Preduzeće za puteve Valjevo a.d. , Valjevo	PPVA	1.610,00	-19,50%	4.108
Invest - Import a.d. , Beograd	INIM	3.500,00	-7,89%	804

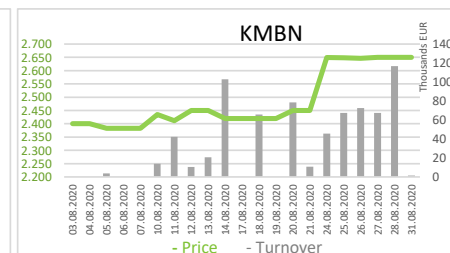
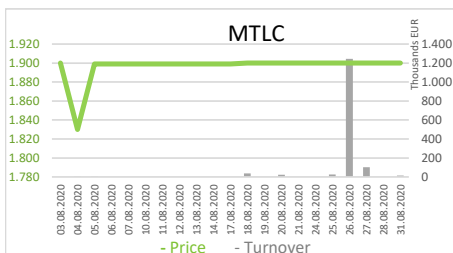


# Shares - Official Listing Segments

Prime Listing Shares										
Ticker	Issuer	Price RSD	Turnover EUR	Trades	1y price range	Issued shares	Monthly change	Market CAP	P/E	P/B
AERO	Aerodrom Nikola Tesla a.d. , Beograd	926,00	42.355	342	710 - 1100	35.026.129	2,89%	275.820.683	/	1,09
ENHL	Energoprojekt holding a.d. , Beograd	420,00	666.201	8	380 - 730	10.931.292	5,00%	39.043.117	/	0,51
FINT	Fintel energija a.d. , Beograd	600,00	402	4	530 - 670	26.510.506	-2,28%	135.267.346	/	34,15
NIIS	NIS a.d., Novi Sad	580,00	588.712	471	490 - 760	163.060.400	5,84%	804.266.903	5,34	0,36



Standard Listing Shares										
Ticker	Issuer	Price RSD	Turnover EUR	Trades	1y price range	Issued shares	Monthly change	Market CAP	P/E	P/B
JESV	Jedinstvo a.d. , Sevojno	6.500,00	22.949	14	5500 - 7020	277.373	-5,11%	15.332.086	5,29	0,64
KMBN	Komercijalna banka a.d. , Beograd	2.650,00	720.348	56	2150 - 3380	16.817.956	10,42%	379.003.121	5,09	0,60
MTLC	Metalac a.d. , Gornji Milanovac	1.900,00	1.448.181	47	1750 - 2200	2.040.000	0,00%	32.961.538	14,01	1,15





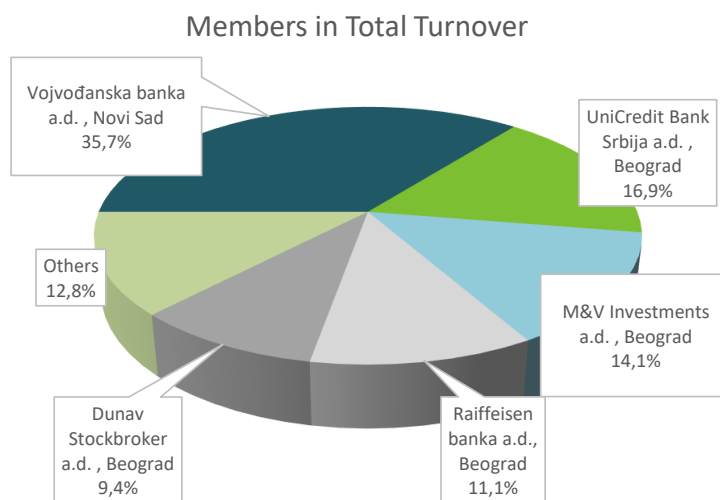
## Bonds - Official Listing Segments

Prime Listing Bonds - top 5 Turnover							
Ticker	Issuer	Price	Turnover EUR	Trades	1y price range	No. of bonds	Monthly change
RSO16142	Republika Srbija	110,6224	2.351.977	1	110,4327 - 115,67	11.000.000	0,17%
RSO20191	Republika Srbija	110,5069	552.535	1	106,9523 - 110,5069	150.000	1,40%
RSO1491	Republika Srbija	137,9000	112.577	1	136,7849 - 138,68	932.597	0,00%
RSSDS20213	Republika Srbija	96,9000	9.514	3	96,9 - 97	108.904.876	-0,08%
RSSDS20214	Republika Srbija	96,0000	9.419	3	95,9 - 96	108.904.876	0,02%

## Top Member Statistics

Trading in shares		
Member Name	Turnover EUR	% in Turnover
M&V Investments a.d. , Bec	1.966.945	25,19%
Vojvođanska banka a.d. , N	1.913.931	24,51%
Raiffeisen banka a.d., Beogr	1.550.281	19,86%
Dunav Stockbroker a.d. , Be	1.198.185	15,35%
Momentum Securities a.d. ,	224.218	2,87%

Member name	Trades	% in Trades
Banka Poštanska štedionica	608	26,41%
Komercijalna banka a.d. , B	393	17,07%
Dunav Stockbroker a.d. , Be	384	16,68%
Vojvođanska banka a.d. , N	267	11,60%
M&V Investments a.d. , Bec	121	5,26%



Trading in bonds		
Member Name	Turnover EUR	% in Turnover
Vojvođanska banka a.d. , Novi Sad	3.054.286	49,92%
UniCredit Bank Srbija a.d. , Beograd	2.351.977	38,44%
Komercijalna banka a.d. , Beograd	577.426	9,44%
Dunav Stockbroker a.d. , Beograd	112.577	1,84%
Banka Poštanska štedionica a.d. , Beogr	12.307	0,20%

Member name	Trades	% in Trades
Vojvođanska banka a.d. , Novi Sad	15	46,88%
Komercijalna banka a.d. , Beograd	9	28,13%
Banka Poštanska štedionica a.d. , Beogr	4	12,50%
Tandem financial a.d. , Novi Sad	2	6,25%
Dunav Stockbroker a.d. , Beograd	1	3,13%