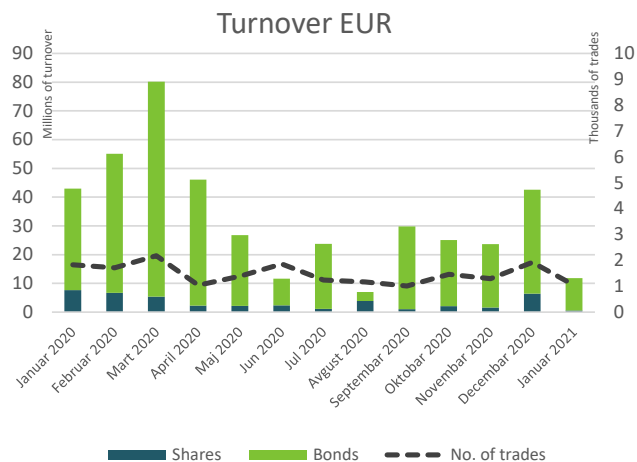


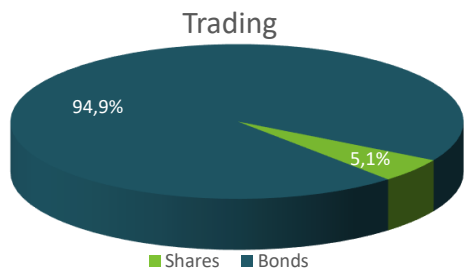


Belgrade Stock Exchange Monthly Report

January 2021

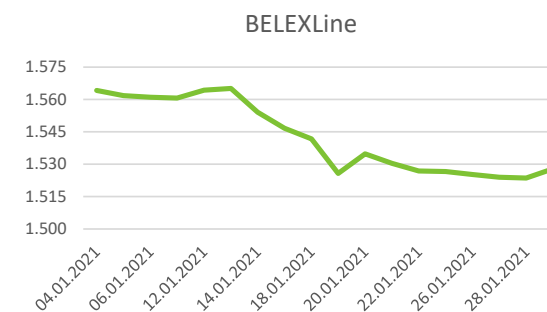
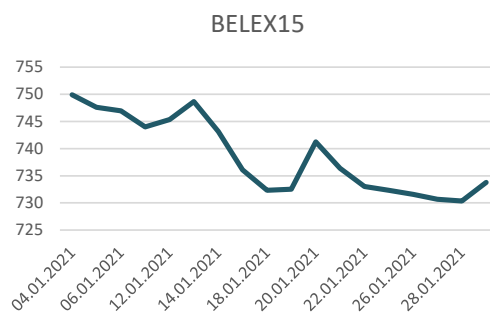


Segment	Total Turnover EUR	Trades
Prime Listing Shares	183.217	551
Prime Listing Bonds	11.225.080	42
Standard Listing Shares	53.949	43
Open Market Shares	140.169	111
MTP Shares	227.721	291
Total:	11.830.137	1.038



Total Market Capitalization (Shares) EUR: 4.430.403.019

Index	Last	Index Market Cap EUR	% Of Total Market Cap	Trades	Turnover EUR	Mohtly Change	YTD
BELEX15	733,78	2.170.954.090	49,00%	641	365.424	-1,98%	-1,98%
BELEXLine	1527,89	2.247.432.153	50,73%	678	377.748	-2,44%	-2,44%



Top 5 traded shares

Issuer	Ticker	Price RSD	Turnover EUR	% Change	Trades
NIS a.d., Novi Sad	NIIS	628,00	140.085	-2,48%	306
Omoljica a.d., Omoljica	OMOL	1.590,00	121.240	45,87%	166
Galenika Fitofarmacija a.d., Zemun	FITO	2.550,00	103.807	0,00%	10
Komercijalna banka a.d., Beograd	KMBN	3.000,00	42.303	0,07%	30
PP Miletić a.d., Srpski Miletić	PMLT	4.367,00	38.107	3,43%	52

Top 3 gainers in the month		Ticker	Price RSD	% Change	Turnover EUR
Omoljica a.d., Omoljica		OMOL	1.590,00	45,87%	121.240
Stari Tamiš a.d., Pančevo		STTM	9.000,00	34,83%	18.847
Luka Leget a.d., Sremska Mitrovica		LKLG	2.000,00	33,33%	272

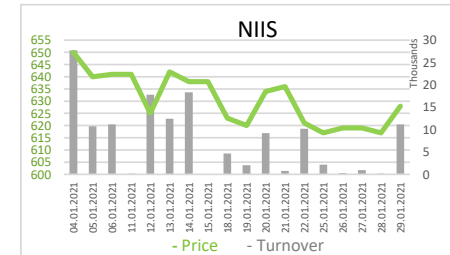
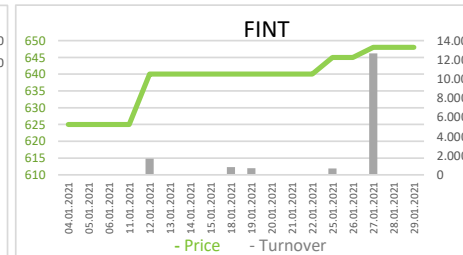
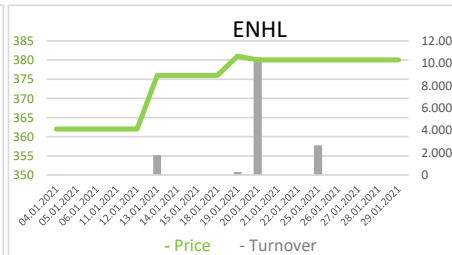
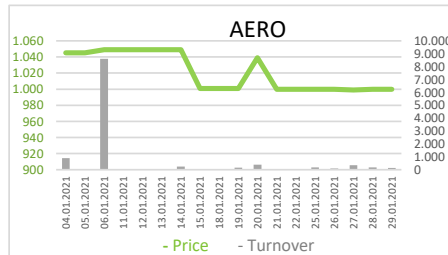
Top 3 decliners in the month		Ticker	Price RSD	% Change	Turnover EUR
ALTA banka a.d., Beograd		JMBN	4.021,00	-19,61%	2.227
Goša montaža a.d., Beograd		GMON	1.700,00	-10,53%	549
AMS Osiguranje a.d., Beograd		AMSOPB	601,00	-8,94%	51



Shares - Official Listing Segments

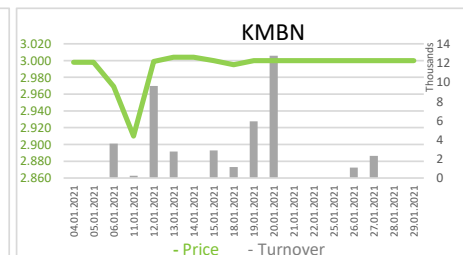
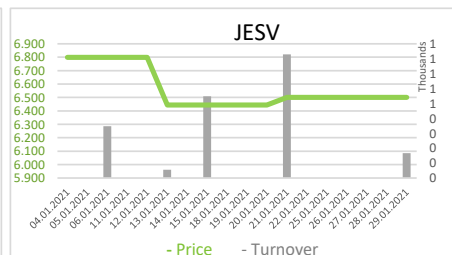
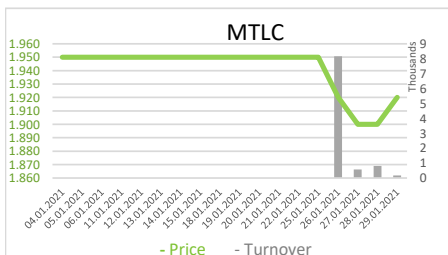
Prime Listing Shares

Ticker	Issuer	Price RSD	Turnover EUR	Trades	1y price range	Issued shares	Monthly change	Market CAP	P/E	P/B
AERO	Aerodrom Nikola Tesla a.d. , Beograd	1.000,00	11.366	216	710 - 1100	35.026.129	-3,47%	297.915.205	/	1,18
ENHL	Energoprojekt holding a.d. , Beograd	380,00	15.234	18	360 - 655	10.931.292	-4,76%	35.330.975	/	0,46
FINT	Fintel energija a.d. , Beograd	648,00	16.531	11	530 - 670	26.510.506	3,68%	146.114.579	/	36,88
NIIS	NIS a.d., Novi Sad	628,00	140.085	306	490 - 760	163.060.400	-2,48%	870.980.985	5,79	0,39



Standard Listing Shares

Ticker	Issuer	Price RSD	Turnover EUR	Trades	1y price range	Issued shares	Monthly change	Market CAP	P/E	P/B
JESV	Jedinstvo a.d. , Sevojno	6.500,00	1.945	5	5500 - 7020	255.130	-4,40%	14.105.075	4,87	0,59
KMBN	Komercijalna banka a.d. , Beograd	3.000,00	42.303	30	2150-3244	16.817.956	0,07%	429.136.044	5,76	0,68
MTLC	Metalac a.d. , Gornji Milanovac	1.920,00	9.701	8	1750 - 2200	2.040.000	-1,54%	33.314.394	14,15	1,17





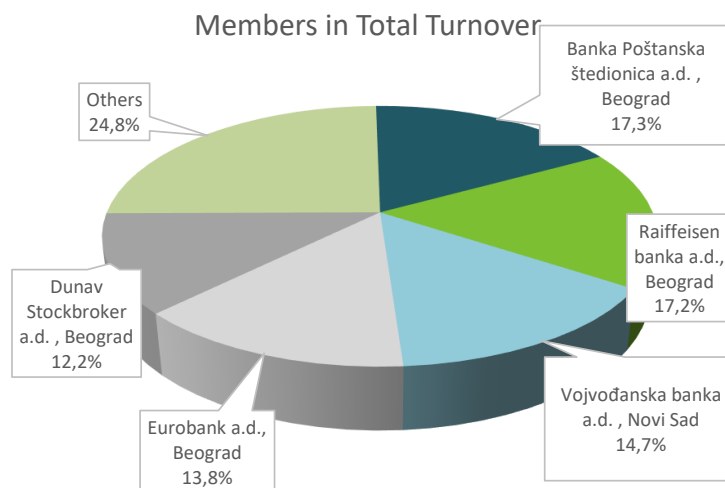
Bonds - Official Listing Segments

Prime Listing Bonds - top 5 Turnover							
Ticker	Issuer	Price	Turnover EUR	Trades	1y price range	No. of bonds	Monthly change
RSO1478	Republika Srbija	109,5072	3.259.681	1	109,5072 - 109,5072	1.183.381	-5,41%
RSO18171	Republika Srbija	109,6138	2.796.765	1	105,9633 - 109,6138	10.051.345	0,49%
RSO16142	Republika Srbija	112,0341	2.444.830	1	110,4327 - 115,67	11.000.000	0,42%
RSO19181	Republika Srbija	109,8410	1.620.351	1	108,858 - 113,4971	15.000.000	-3,22%
RSO15102	Republika Srbija	118,3607	1.032.167	1	115,5019 - 118,3607	4.500.000	1,28%

Top Member Statistics

Trading in shares		
Member Name	Turnover EUR	% in Turnover
Vojvođanska banka a.d. , N	180.256	14,90%
Momentum Securities a.d.	175.065	14,47%
Komercijalna banka a.d. , E	171.047	14,13%
M&V Investments a.d. , Be	150.698	12,45%
Tesla Capital a.d., Beograd	141.120	11,66%

Member name	Trades	% in Trades
Banka Poštanska štedionica	389	19,53%
Komercijalna banka a.d. , E	326	16,37%
Vojvođanska banka a.d. , N	277	13,91%
Tesla Capital a.d., Beograd	243	12,20%
Dunav Stockbroker a.d. , B	200	10,04%



Trading in bonds		
Member Name	Turnover EUR	% in Turnover
Raiffeisen banka a.d., Beograd	4.065.182	18,11%
Banka Poštanska štedionica a.d. , Beog	4.065.182	18,11%
Vojvođanska banka a.d. , Novi Sad	3.293.323	14,67%
Eurobank a.d., Beograd	3.259.681	14,52%
UniCredit Bank Srbija a.d. , Beograd	2.796.765	12,46%

Member name	Trades	% in Trades
Komercijalna banka a.d. , Beograd	38	45,24%
Vojvođanska banka a.d. , Novi Sad	14	16,67%
Tandem financial a.d. , Novi Sad	12	14,29%
Intercity broker a.d. , Beograd	11	13,10%
Banka Poštanska štedionica a.d. , Beog	2	2,38%