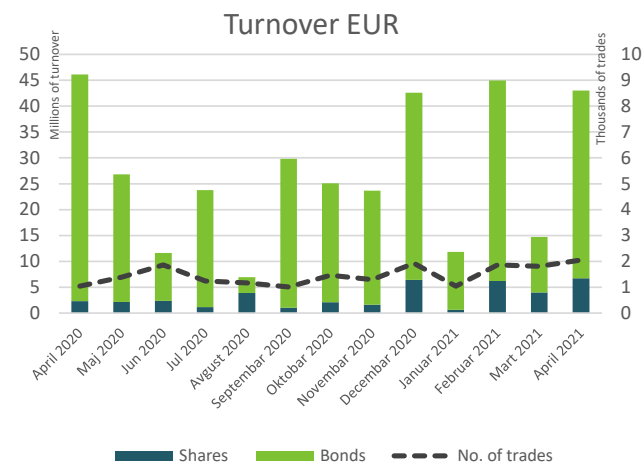


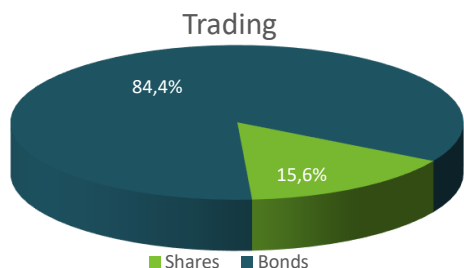


Belgrade Stock Exchange Monthly Report

April 2021

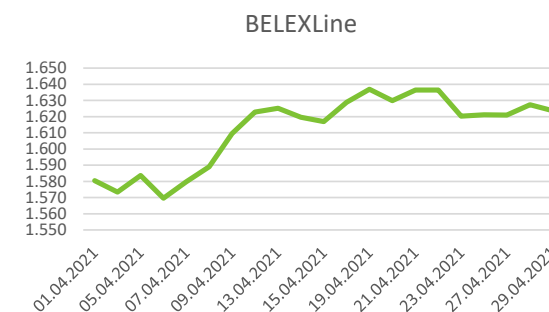
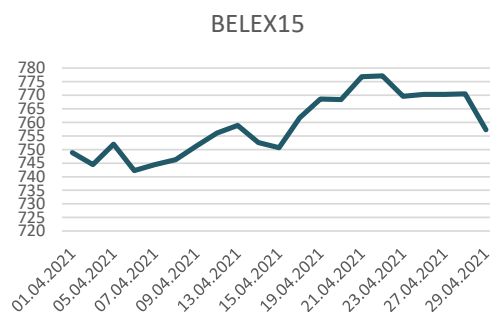


Segment	Total Turnover EUR	Trades
Prime Listing Shares	483.465	857
Prime Listing Bonds	36.286.515	72
Standard Listing Shares	3.556.121	78
Open Market Shares	815.313	422
MTP Shares	1.864.495	622
Total:	43.005.909	2.051



Total Market Capitalization (Shares) EUR: 4.586.120.271

Index	Last	Index Market Cap EUR	% Of Total Market Cap	Trades	Turnover EUR	Moithly Change	YTD
BELEX15	757,31	2.237.908.587	48,80%	999	4.178.342	0,39%	1,16%
BELEXLine	1623,75	2.339.456.910	51,01%	1.313	4.891.981	2,41%	3,69%



Top 5 traded shares

Issuer	Ticker	Price RSD	Turnover EUR	% Change	Trades
Komercijalna banka a.d. , Beograd	KMBN	3.328,00	3.344.411	1,77%	17
PP Miletić a.d. , Srpski Miletić	PMLT	4.380,00	785.982	0,00%	16
ALTA banka a.d. , Beograd	JMBN	4.350,00	416.382	0,00%	24
NIS a.d., Novi Sad	NIIS	621,00	413.214	-0,48%	470
Dinara a.d. , Beograd	DINR	397,00	195.807	0,00%	4

Top 3 gainers in the month

Ticker	Price RSD	% Change	Turnover EUR	
Lasta a.d. , Beograd	LSTA	1.099,00	119,80%	73.166
Komercijalna banka a.d. , Beograd	KMBNPB	1.502,00	56,30%	82.800
Politika a.d. , Beograd	PLTK	12,00	50,00%	34

Top 3 decliners in the month

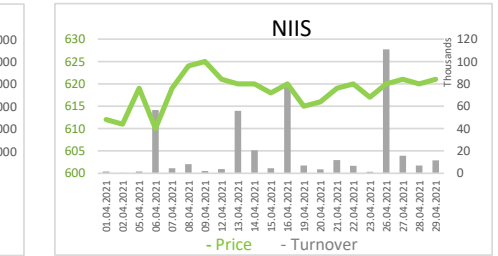
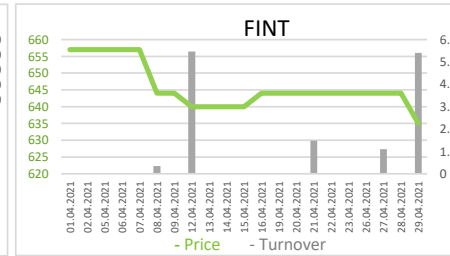
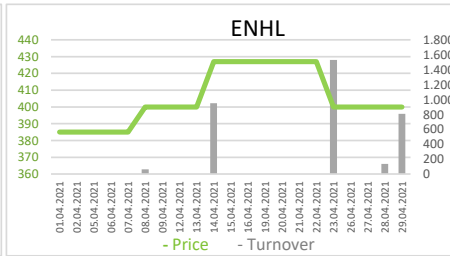
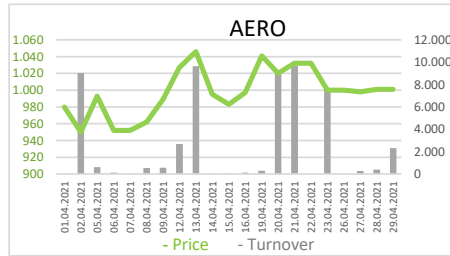
Ticker	Price RSD	% Change	Turnover EUR	
Ming kovačnica a.d. , Niš	MING	500,00	-50,00%	111
Goša FSO a.d. , Kragujevac	GFSO	500,00	-28,57%	2.768
Dunav Grocka a.d. , Grocka	DNVG	60,00	-25,00%	153



Shares - Official Listing Segments

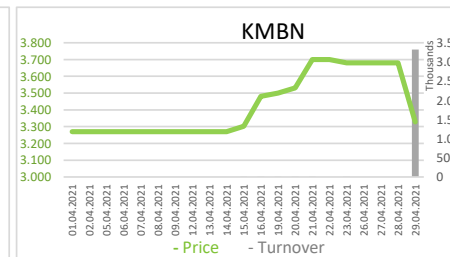
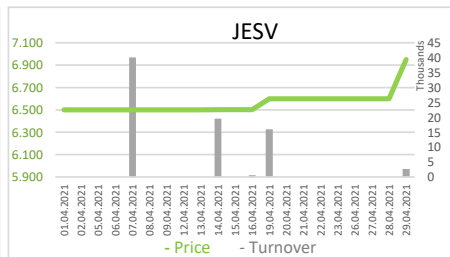
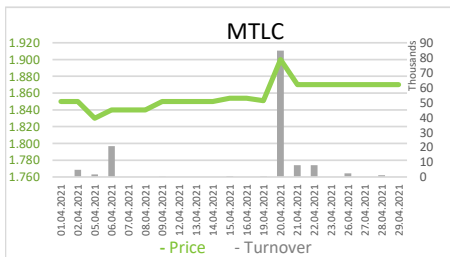
Prime Listing Shares

Ticker	Issuer	Price RSD	Turnover EUR	Trades	1y price range	Issued shares	Monthly change	Market CAP	P/E	P/B
AERO	Aerodrom Nikola Tesla a.d. , Beograd	1.001,00	52.958	370	830 - 1050	35.026.129	0,10%	298.177.868	/	1,18
ENHL	Energoprojekt holding a.d. , Beograd	400,00	3.486	7	360 - 550	10.931.292	3,90%	37.186.103	26,44	0,48
FINT	Fintel energija a.d. , Beograd	635,00	13.807	10	530 - 667	26.510.506	-3,35%	143.166.341	/	39,29
NIIS	NIS a.d., Novi Sad	621,00	413.214	470	520 - 650	163.060.400	-0,48%	861.170.785	/	0,40



Standard Listing Shares

Ticker	Issuer	Price RSD	Turnover EUR	Trades	1y price range	Issued shares	Monthly change	Market CAP	P/E	P/B
JESV	Jedinstvo a.d. , Sevojno	6.950,00	78.868	36	6000 - 6950	255.130	6,92%	15.079.798	5,45	0,64
KMBN	Komercijalna banka a.d. , Beograd	3.328,00	3.344.411	17	2150 - 3740	16.817.956	1,77%	475.998.642	6,39	0,75
MTLC	Metalac a.d. , Gornji Milanovac	1.870,00	132.841	25	1775 - 1950	2.040.000	1,08%	32.442.996	14,96	1,11





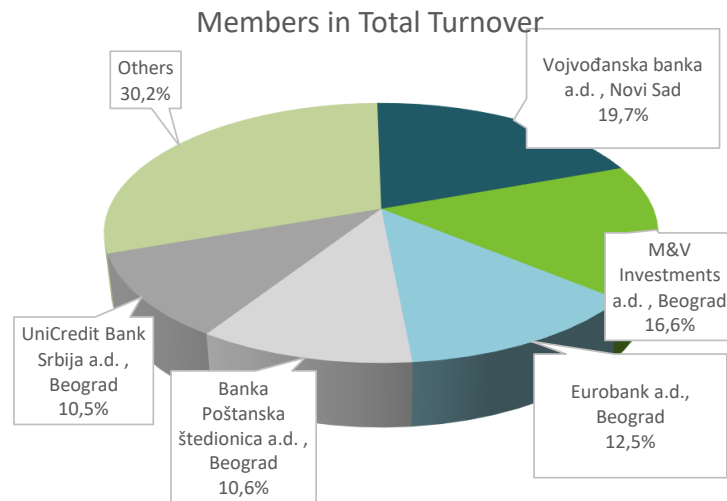
Bonds - Official Listing Segments

Prime Listing Bonds - top 5 Turnover							
Ticker	Issuer	Price	Turnover EUR	Trades	1y price range	No. of bonds	Monthly change
RSO19181	Republika Srbija	111,0197	17.027.602	3	108,858 - 113,4971	15.000.000	-0,40%
RSO19182	Republika Srbija	102,9797	8.758.602	1	102,8025 - 105,6564	9.174.521	0,17%
RSO20190	Republika Srbija	103,8678	3.533.378	1	102,1754 - 103,984	8.004.788	-0,11%
RSO1478	Republika Srbija	109,8581	1.980.930	1	109,5072 - 109,8581	1.183.381	0,19%
RSO1101	Republika Srbija	124,3311	1.877.400	2	124,3311 - 124,3311	144.281	22,22%

Top Member Statistics

Trading in shares		
Member Name	Turnover EUR	% in Turnover
Komercijalna banka a.d. , E	3.614.047	26,89%
M&V Investments a.d. , Be	2.745.358	20,43%
Convest a.d. , Novi Sad	2.128.913	15,84%
Tesla Capital a.d., Beograd	1.331.750	9,91%
Dunav Stockbroker a.d. , B	1.105.774	8,23%

Member name	Trades	% in Trades
Komercijalna banka a.d. , E	813	20,54%
Banka Poštanska štedionica	754	19,05%
Tesla Capital a.d., Beograd	723	18,27%
M&V Investments a.d. , Be	322	8,14%
Vojvođanska banka a.d. , N	256	6,47%



Trading in bonds		
Member Name	Turnover EUR	% in Turnover
Vojvođanska banka a.d. , Novi Sad	16.266.120	22,41%
M&V Investments a.d. , Beograd	11.558.807	15,93%
Eurobank a.d., Beograd	10.739.532	14,80%
UniCredit Bank Srbija a.d. , Beograd	9.002.173	12,40%
Banka Poštanska štedionica a.d. , Beograd	9.002.173	12,40%

Member name	Trades	% in Trades
Komercijalna banka a.d. , Beograd	65	45,14%
Vojvođanska banka a.d. , Novi Sad	49	34,03%
Tandem financial a.d. , Novi Sad	15	10,42%
Erste bank a.d., Novi Sad	3	2,08%
M&V Investments a.d. , Beograd	3	2,08%