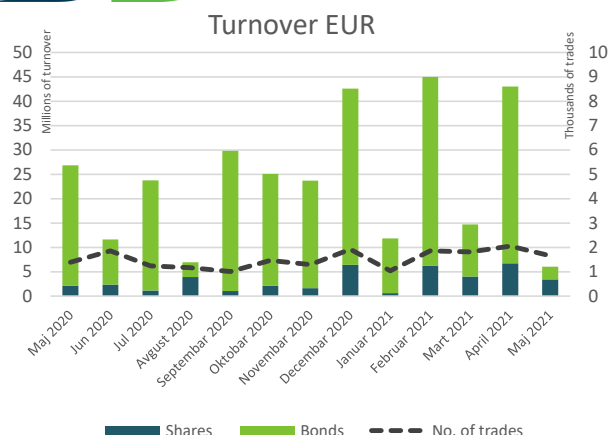


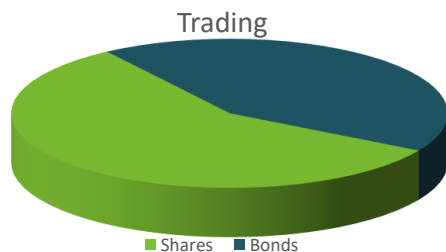


Belgrade Stock Exchange Monthly Report

May 2021

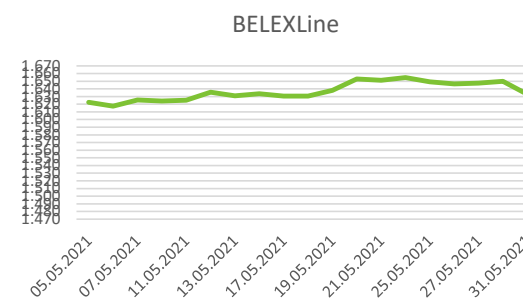
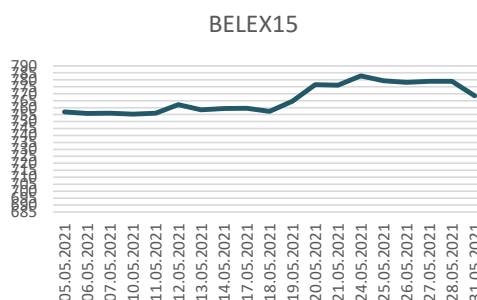


Segment	Total Turnover EUR	Trades
Prime Listing Shares	333.538	860
Prime Listing Bonds	2.588.725	18
Standard Listing Shares	179.635	63
Open Market Shares	1.546.807	261
MTP Shares	1.395.014	455
Total:	6.043.719	1.657



Total Market Capitalization (Shares) EUR: 4.630.851.836

Index	Last	Index Market Cap EUR	% Of Total Market Cap	Trades	Turnover EUR	Mohtly Change	YTD
BELEX15	768,56	2.251.133.832	48,61%	990	613.815	1,49%	2,66%
BELEXLine	1633,04	2.352.461.258	50,80%	1.225	2.582.515	0,57%	4,28%



Top 5 traded shares

Issuer	Ticker	Price RSD	Turnover EUR	% Change	Trades
ALTA banka a.d. , Beograd	JMBN	4.020,00	1.285.974	-7,59%	16
Tehnoemija a.d. , Beograd	THHM	250,00	406.082	0,00%	6
Čokolend a.d. , Paraćin	COKO	9.560,00	367.917	0,00%	1
NIS a.d., Novi Sad	NIIS	610,00	299.022	-1,77%	421
Irmovo a.d. , Kisač	IRMV	2.307,00	112.488	0,30%	201

Top 3 gainers in the month

Ticker	Price RSD	% Change	Turnover EUR	
Politika a.d. , Beograd	PLTK	18,00	50,00%	34
Putevi a.d. , Užice	PUUE	140,00	27,27%	166
Utva silosi a.d. , Kovin	UTSI	3.000,00	24,84%	4.592

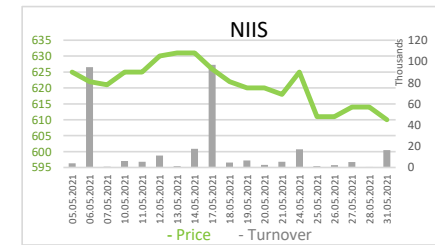
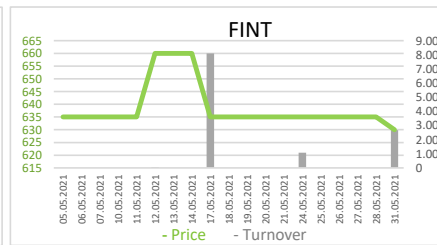
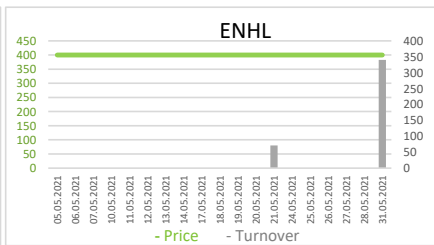
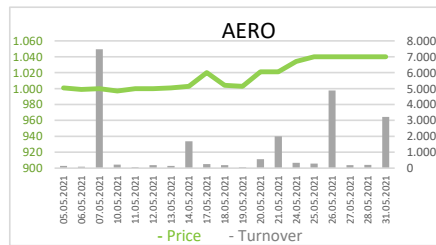
Top 3 decliners in the month

Ticker	Price RSD	% Change	Turnover EUR	
Tigar a.d. , Pirot	TIGR	13,00	-35,00%	4.394
Luka Leget a.d. , Sremska Mitrovica	LKLG	2.210,00	-33,03%	84.685
Komercijalna banka a.d. , Beograd	KMBNPB	1.200,00	-20,11%	16.437

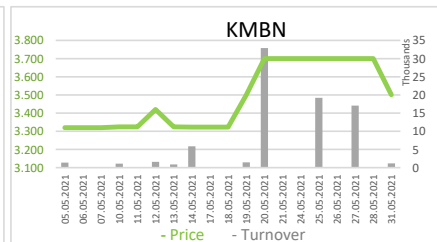
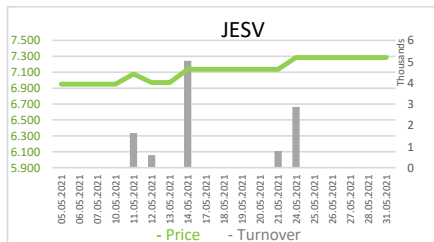
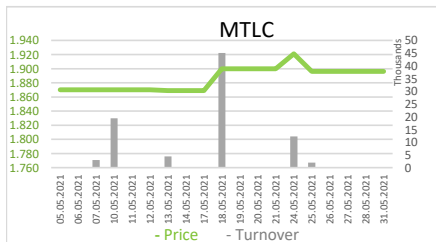


Shares - Official Listing Segments

Prime Listing Shares											
Ticker	Issuer	Price RSD	Turnover EUR	Trades	1y price range	Issued shares	Monthly change	Market CAP	P/E	P/B	
AERO	Aerodrom Nikola Tesla a.d. , Beograd	1.040,00	22.188	430	840 - 1050	35.026.129	3,90%	309.831.813	/	1,26	
ENHL	Energoprojekt holding a.d. , Beograd	400,00	412	2	360 - 530	10.931.292	0,00%	37.190.500	26,44	0,48	
FINT	Fintel energija a.d. , Beograd	630,00	11.917	7	590 - 667	26.510.506	-0,79%	142.055.840	/	38,84	
NIIS	NIS a.d., Novi Sad	610,00	299.022	421	532 - 650	163.060.400	-1,77%	846.016.562	/	0,40	



Standard Listing Shares											
Ticker	Issuer	Price RSD	Turnover EUR	Trades	1y price range	Issued shares	Monthly change	Market CAP	P/E	P/B	
JESV	Jedinstvo a.d. , Sevojno	7.285,00	10.910	11	6444 - 7300	255.130	4,82%	15.808.535	5,72	0,67	
KMBN	Komercijalna banka a.d. , Beograd	3.501,00	82.647	19	2150 - 3740	16.817.956	5,20%	500.801.763	0,00	0,81	
MTLC	Metalac a.d. , Gornji Milanovac	1.896,00	86.077	33	1790 - 1950	2.040.000	1,39%	32.897.964	15,16	1,13	





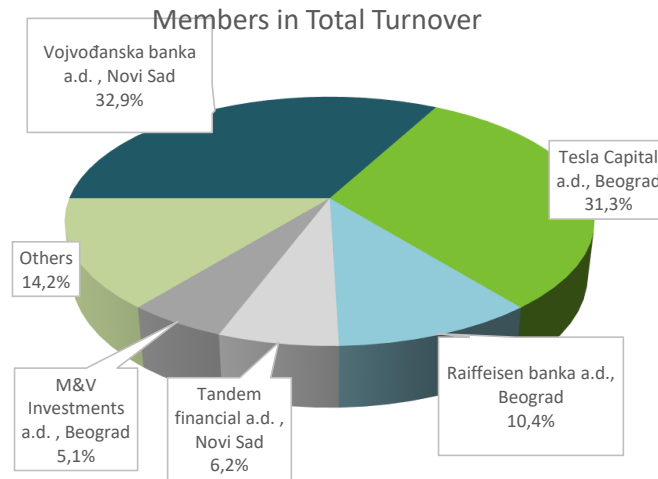
Bonds - Official Listing Segments

Prime Listing Bonds - top 5 Turnover							
Ticker	Issuer	Price	Turnover EUR	Trades	1y price range	No. of bonds	Monthly change
RSO16145	Republika Srbija	121,5541	1.215.541	1	114,75 - 114,75	75.000	5,93%
RSO20191	Republika Srbija	119,0760	1.190.760	1	106,9523 - 118,5432	150.000	0,39%
RSO19181	Republika Srbija	111,0047	159.351	1	108,858 - 113,4971	15.000.000	-0,01%
RSSDS20214	Republika Srbija	96,3000	4.719	3	95,51 - 96,75	108.904.876	0,11%
RSSDS20225	Republika Srbija	95,1600	4.664	3	93,9 - 95,5	108.904.876	0,06%

Top Member Statistics

Trading in shares		
Member Name	Turnover EUR	% in Turnover
Tesla Capital a.d., Beograd	3.783.480	54,75%
Tandem financial a.d., Novi Sad	746.510	10,80%
M&V Investments a.d., Beograd	619.617	8,97%
Vojvođanska banka a.d., Novi Sad	334.624	4,84%
Ilirika investments a.d., Beograd	288.237	4,17%

Member name	Trades	% in Trades
Banka Poštanska štedionica a.d., Beograd	949	28,95%
Komercijalna banka a.d., Beograd	632	19,28%
Tesla Capital a.d., Beograd	494	15,07%
Vojvođanska banka a.d., Novi Sad	214	6,53%
M&V Investments a.d., Beograd	199	6,07%



Trading in bonds		
Member Name	Turnover EUR	% in Turnover
Vojvođanska banka a.d., Novi Sad	3.639.821	70,30%
Raiffeisen banka a.d., Beograd	1.190.760	23,00%
Eurobank a.d., Beograd	159.351	3,08%
Banka Poštanska štedionica a.d., Beograd	159.351	3,08%
Komercijalna banka a.d., Beograd	25.103	0,48%

Member name	Trades	% in Trades
Komercijalna banka a.d., Beograd	16	44,44%
Vojvođanska banka a.d., Novi Sad	15	41,67%
Intercity broker a.d., Beograd	2	5,56%
Eurobank a.d., Beograd	1	2,78%
Banka Poštanska štedionica a.d., Beograd	1	2,78%