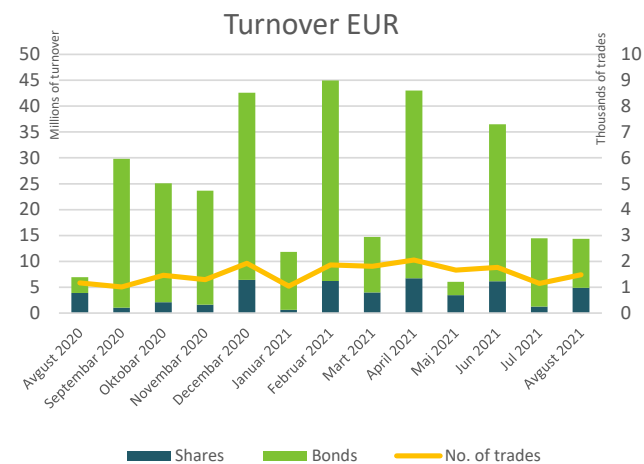


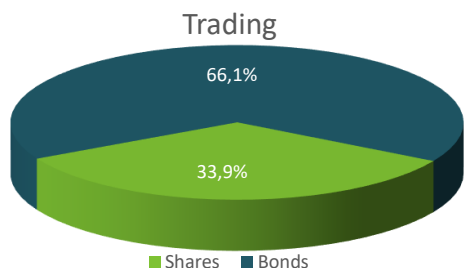


Belgrade Stock Exchange Monthly Report

August 2021

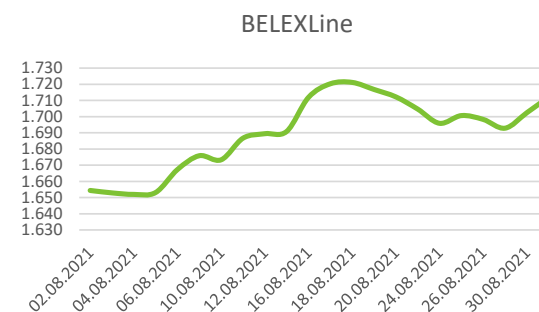
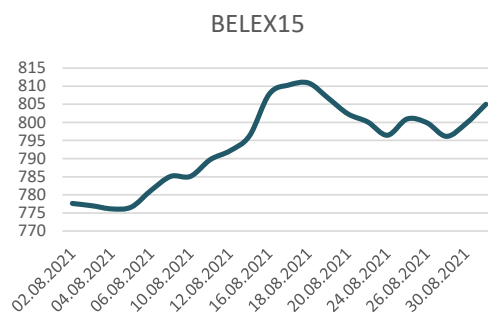


Segment	Total Turnover EUR	Trades
Prime Listing Shares	438.957	839
Prime Listing Bonds	9.490.963	74
Standard Listing Shares	28.851	25
Open Market Shares	331.202	146
MTP Shares	4.064.414	400
Total:	14.354.387	1.484



Total Market Capitalization (Shares) EUR: 4.408.677.928

Index	Last	Index Market Cap EUR	% Of Total Market Cap	Trades	Turnover EUR	Mohtly Change	YTD
BELEX15	805,01	2.256.658.375	51,19%	931	603.197	3,78%	7,53%
BELEXLine	1712,12	2.352.834.422	53,37%	981	781.105	3,74%	9,33%



Top 5 traded shares

Issuer	Ticker	Price RSD	Turnover EUR	% Change	Trades
Omoljica a.d. , Omoljica	OMOL	3.600,00	3.672.272	-0,03%	86
NIS a.d., Novi Sad	NIIS	610,00	366.818	1,50%	465
Vojvodina a.d. , Sombor	VJSO	2.700,00	163.537	71,76%	212
Tehnohemija a.d. , Beograd	THHM	250,00	142.730	-16,67%	3
Komercijalna banka a.d. , Beograd	KMBNPB	1.550,00	116.548	38,39%	20

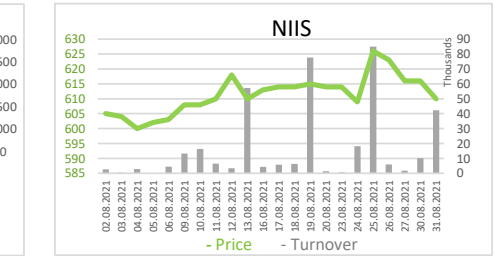
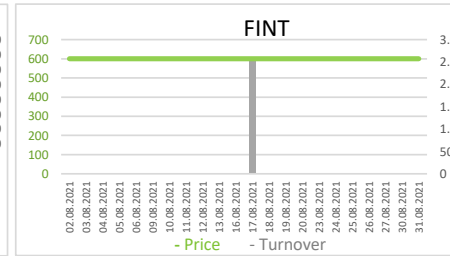
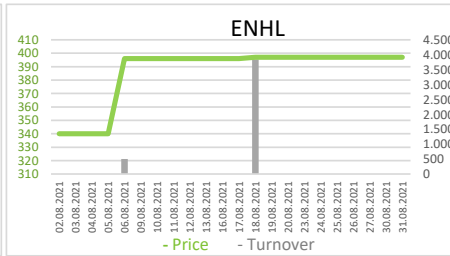
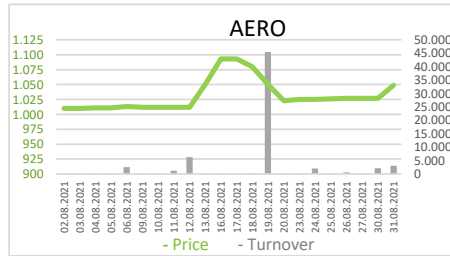
Top 3 gainers in the month		Ticker	Price RSD	% Change	Turnover EUR
BB Trade a.d. , Žitište		BBTR	8.000,00	72,04%	5.650
Vojvodina a.d. , Sombor		VJSO	2.700,00	71,76%	163.537
Alfa plam a.d. , Vranje		ALFA	31.800,00	53,62%	70.300
Top 3 decliners in the month		Ticker	Price RSD	% Change	Turnover EUR
Informatika a.d. , Beograd		INFM	1.450,00	-19,44%	1.438
Tehnohemija a.d. , Beograd		THHM	250,00	-16,67%	142.730
Agrobačka a.d. , Bačka Topola		AGBC	250,00	-7,41%	13



Shares - Official Listing Segments

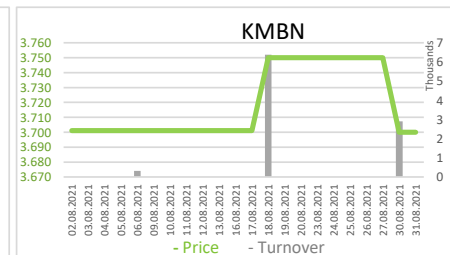
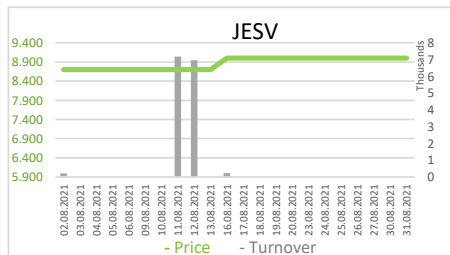
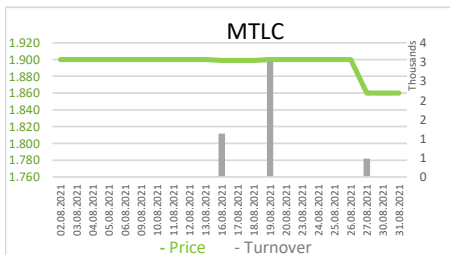
Prime Listing Shares

Ticker	Issuer	Price RSD	Turnover EUR	Trades	1y price range	Issued shares	Monthly change	Market CAP	P/E	P/B
AERO	Aerodrom Nikola Tesla a.d. , Beograd	1.049,00	65.235	367	853 - 1100	35.026.129	3,86%	312.540.431	/	1,27
ENHL	Energoprojekt holding a.d. , Beograd	397,00	4.351	6	301 - 450	10.931.292	16,76%	36.914.805	26,24	0,47
FINT	Fintel energija a.d. , Beograd	600,00	2.552	1	590 - 667	26.510.506	0,00%	135.303.130	/	36,99
NIIS	NIS a.d., Novi Sad	610,00	366.818	465	530 - 650	163.060.400	1,50%	846.090.685	/	0,40



Standard Listing Shares

Ticker	Issuer	Price RSD	Turnover EUR	Trades	1y price range	Issued shares	Monthly change	Market CAP	P/E	P/B
JESV	Jedinstvo a.d. , Sevojno	9.000,00	14.586	16	6444 - 9000	255.130	5,88%	19.531.816	7,06	0,83
KMBN	Komercijalna banka a.d. , Beograd	3.700,00	9.589	3	2600 - 3799	16.817.956	-0,03%	529.314.159	/	0,86
MTLC	Metalac a.d. , Gornji Milanovac	1.860,00	4.675	6	1811 - 1950	2.040.000	-2,11%	32.276.147	14,88	1,11





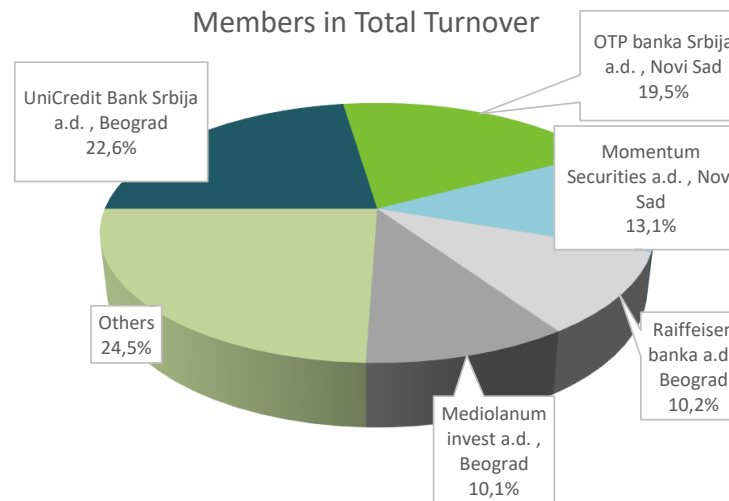
Bonds - Official Listing Segments

Prime Listing Bonds - top 5 Turnover							
Ticker	Issuer	Price	Turnover EUR	Trades	1y price range	No. of bonds	Monthly change
RSO18174	Republika Srbija	123,9034	6.496.676	2	122,4262 - 123,9034	11.155.644	1,21%
RSO20191	Republika Srbija	120,3650	2.888.760	1	109,7029 - 120,365	150.000	1,08%
RSSDS20225	Republika Srbija	95,2000	24.775	17	93,9 - 95,5	108.904.876	0,00%
RSSDS20226	Republika Srbija	94,1200	20.566	14	92 - 94,5	108.904.876	-0,40%
RSSDS20237	Republika Srbija	93,1000	20.278	14	91,1 - 93,5	108.904.876	0,00%

Top Member Statistics

Trading in shares		
Member Name	Turnover EUR	% in Turnover
Momentum Securities a.d.	3.764.831	38,71%
Komercijalna banka a.d. , E	2.508.304	25,79%
Tesla Capital a.d., Beograd	1.326.552	13,64%
Intercity broker a.d. , Beog	675.700	6,95%
M&V Investments a.d. , Be	419.875	4,32%

Member name	Trades	% in Trades
Banka Poštanska štedionica	643	22,80%
Tesla Capital a.d., Beograd	476	16,88%
M&V Investments a.d. , Be	445	15,78%
Komercijalna banka a.d. , E	334	11,84%
Momentum Securities a.d.	250	8,87%



Trading in bonds		
Member Name	Turnover EUR	% in Turnover
UniCredit Bank Srbija a.d. , Beograd	6.496.676	34,23%
OTP banka Srbija a.d. , Novi Sad	5.357.482	28,22%
Mediolanum invest a.d. , Beograd	2.888.760	15,22%
Raiffeisen banka a.d., Beograd	2.888.760	15,22%
Banka Poštanska štedionica a.d. , Beog	1.243.667	6,55%

Member name	Trades	% in Trades
OTP banka Srbija a.d. , Novi Sad	70	47,30%
Komercijalna banka a.d. , Beograd	63	42,57%
Tandem financial a.d. , Novi Sad	10	6,76%
UniCredit Bank Srbija a.d. , Beograd	2	1,35%
Mediolanum invest a.d. , Beograd	1	0,68%