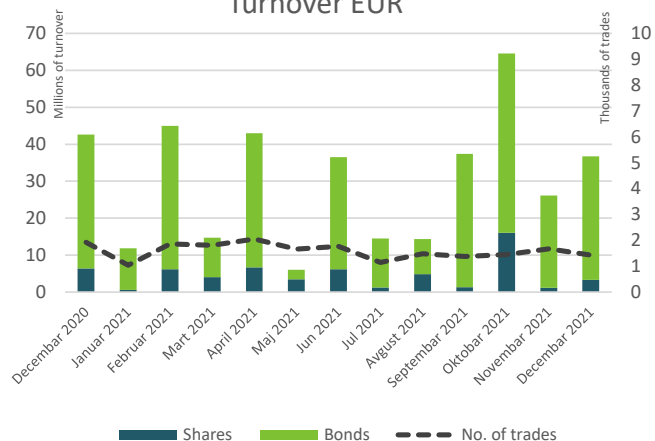




# Belgrade Stock Exchange Monthly Report

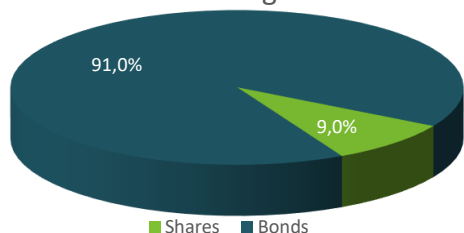
December 2021

Turnover EUR



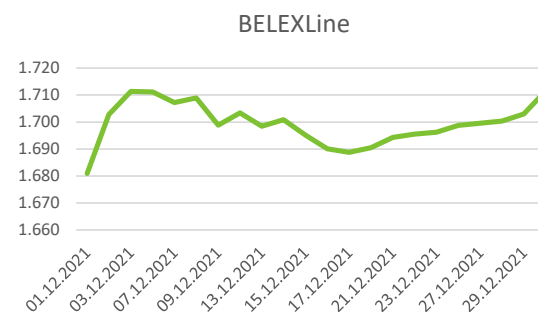
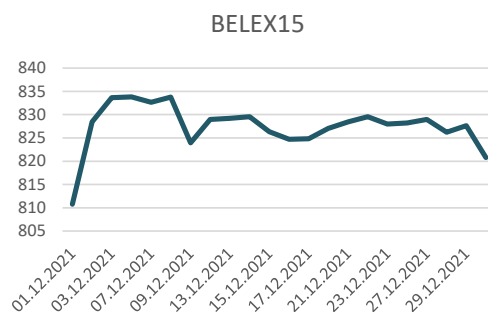
Segment	Total Turnover EUR	Trades
Prime Listing Shares	329.739	959
Prime Listing Bonds	33.385.824	47
Standard Listing Shares	320.872	67
Open Market Shares	680.180	148
MTP Shares	1.980.850	208
<b>Total:</b>	<b>36.697.465</b>	<b>1.429</b>

Trading



Total Market Capitalization (Shares) EUR: 4.536.755.478

Index	Last	Index Market Cap EUR	% Of Total Market Cap	Trades	Turnover EUR	Monthly Change	YTD
BELEX15	820,78	2.464.922.259	54,33%	1.087	761.123	1,32%	9,64%
BELEXLine	1711,57	2.567.929.278	56,60%	1.192	3.068.133	1,84%	9,29%



Top 5 traded shares					
Issuer	Ticker	Price RSD	Turnover EUR	% Change	Trades
Voda Vrnjci a.d., Vrnjačka Banja	VDAV	4.800,00	1.680.408	6,67%	13
ALTA banka a.d., Beograd	JMBN	3.710,00	454.595	-13,72%	23
NIS a.d., Novi Sad	NIIS	620,00	275.076	0,98%	510
Komercijalna banka a.d., Beograd	KMBN	4.136,00	232.888	3,40%	17
AMS Osiguranje a.d., Beograd	AMSO	1.927,00	146.920	7,06%	16

Top 3 gainers in the month				
Ticker	Price RSD	% Change	Turnover EUR	
Jugoslovenski fond za žita a.d., Beograd	JUFZ	14.963,00	125,01%	13.022
Preduzeće za puteve Valjevo a.d., Valjevo	PPVA	3.000,00	47,71%	1.322
Kopaonik a.d., Beograd	KOPB	11.700,00	30,00%	6.198

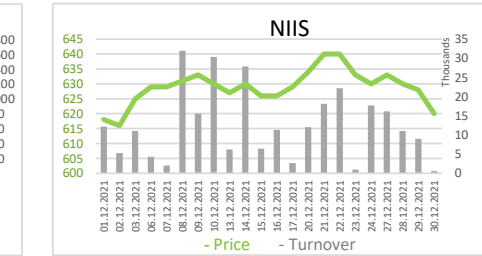
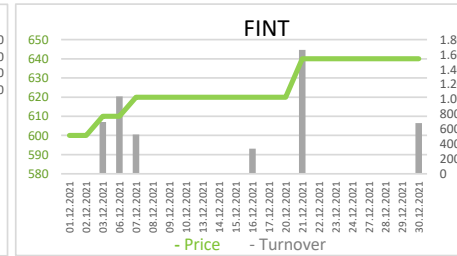
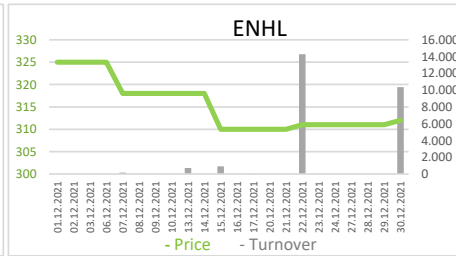
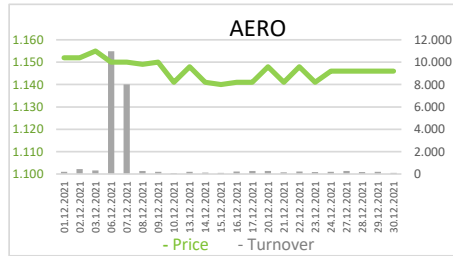
Top 3 decliners in the month				
Ticker	Price RSD	% Change	Turnover EUR	
ALTA banka a.d., Beograd	JMBN	3.710,00	-13,72%	454.595
Dinara a.d., Beograd	DINR	395,00	-12,22%	4.152
Svetlost a.d., Beograd	SVTS	980,00	-6,49%	433



# Shares - Official Listing Segments

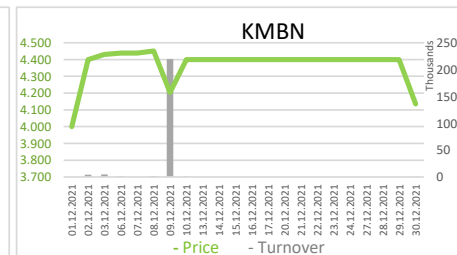
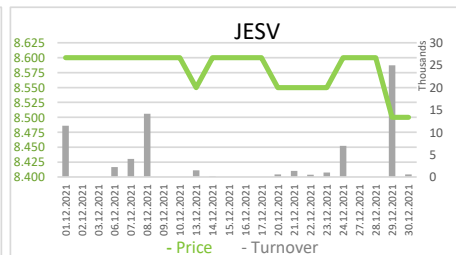
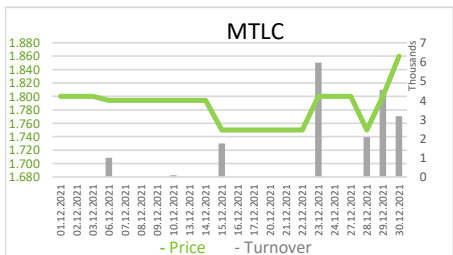
## Prime Listing Shares

Ticker	Issuer	Price RSD	Turnover EUR	Trades	1y price range	Issued shares	Monthly change	Market CAP	P/E	P/B
AERO	Aerodrom Nikola Tesla a.d. , Beograd	1.146,00	23.218	426	900 - 1249	35.026.129	-0,43%	341.441.318	/	1,39
ENHL	Energoprojekt holding a.d. , Beograd	312,00	26.507	9	301 - 430	10.931.292	-4,00%	29.011.181	20,62	0,37
FINT	Fintel energija a.d. , Beograd	640,00	4.938	14	599 - 667	26.510.506	6,67%	144.323.584	/	39,46
NIIS	NIS a.d., Novi Sad	620,00	275.076	510	530 - 650	163.060.400	0,98%	859.962.487	/	0,40



## Standard Listing Shares

Ticker	Issuer	Price RSD	Turnover EUR	Trades	1y price range	Issued shares	Monthly change	Market CAP	P/E	P/B
JESV	Jedinstvo a.d. , Sevojno	8.500,00	69.379	38	6444 - 9000	255.130	-1,16%	18.446.746	6,67	0,79
KMBN	Komercijalna banka a.d. , Beograd	4.136,00	232.888	17	2910 - 4451	16.817.956	3,40%	591.688.402	24,28	0,96
MTLC	Metalac a.d. , Gornji Milanovac	1.860,00	18.606	12	1750 - 1950	2.040.000	3,33%	32.276.202	14,88	1,11





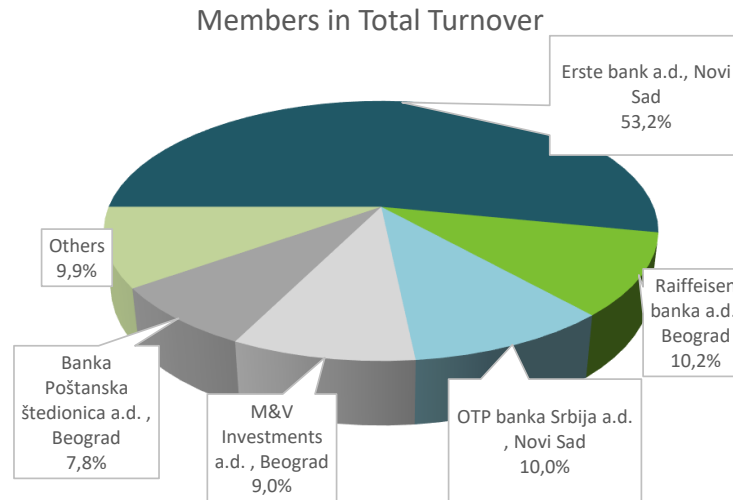
## Bonds - Official Listing Segments

Prime Listing Bonds - top 5 Turnover							
Ticker	Issuer	Price	Turnover EUR	Trades	1y price range	No. of bonds	Monthly change
RSO19184	Republika Srbija	101,2098	8.704.043	1	101,2098 - 101,2098	200.000	-0,67%
RSO20197	Republika Srbija	101,2002	8.607.067	2	100,6726 - 101,2002	4.923.367	0,30%
RSO20196	Republika Srbija	100,4970	4.167.132	2	100,4003 - 100,497	5.420.237	0,18%
RSO20191	Republika Srbija	115,1400	3.994.105	3	110,8862 - 121,024	150.000	-4,86%
RSO20193	Republika Srbija	106,8505	2.217.257	3	103,6318 - 113,8123	14.627.230	2,97%

## Top Member Statistics

Trading in shares		
Member Name	Turnover EUR	% in Turnover
M&V Investments a.d. , Be	2.296.409	34,67%
Tesla Capital a.d., Beograd	1.796.929	27,13%
Convst a.d. , Novi Sad	545.324	8,23%
Tezoro broker a.d. , Beogr	504.264	7,61%
Momentum Securities a.d.	480.806	7,26%

Member name	Trades	% in Trades
Banka Poštanska štedionica	811	29,34%
Komercijalna banka a.d. , E	365	13,21%
Tesla Capital a.d., Beograd	300	10,85%
Dunav Stockbroker a.d. , B	267	9,66%
Raiffeisen banka a.d., Beog	176	6,37%



Trading in bonds		
Member Name	Turnover EUR	% in Turnover
Erste bank a.d., Novi Sad	38.962.369	58,35%
Raiffeisen banka a.d., Beograd	7.477.895	11,20%
OTP banka Srbija a.d. , Novi Sad	7.192.515	10,77%
Banka Poštanska štedionica a.d. , Beog	5.673.083	8,50%
M&V Investments a.d. , Beograd	4.321.955	6,47%

Member name	Trades	% in Trades
OTP banka Srbija a.d. , Novi Sad	21	22,34%
Banka Poštanska štedionica a.d. , Beog	19	20,21%
Komercijalna banka a.d. , Beograd	19	20,21%
Erste bank a.d., Novi Sad	12	12,77%
Intercity broker a.d. , Beograd	11	11,70%