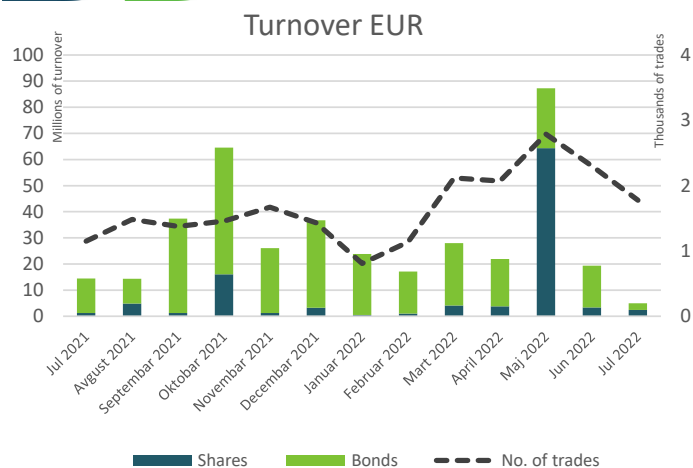


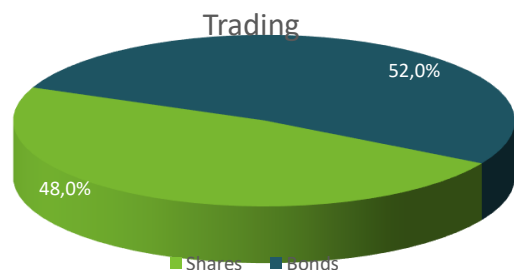


Belgrade Stock Exchange Monthly Report

July 2022

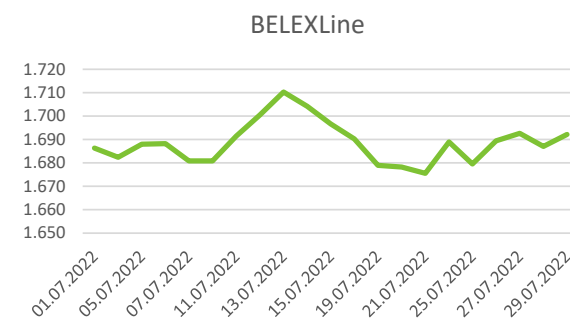
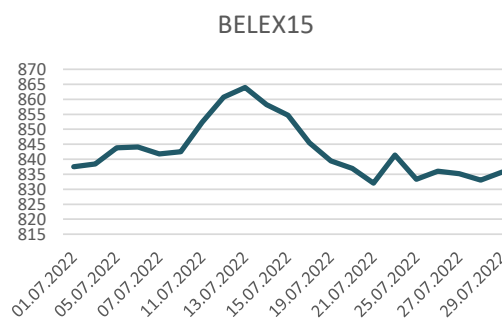


Segment	Total Turnover EUR	Trades
Prime Listing Shares	304.074	637
Prime Listing Bonds	2.599.399	167
Standard Listing Shares	115.264	48
Open Market Shares	1.521.685	667
MTP Shares	455.638	256
Total:	4.996.059	1.775



Total Market Capitalization (Shares) EUR: 4.130.569.910

Index	Last	Index Market Cap EUR	% Of Total Market Cap	Trades	Turnover EUR	Monthly Change	YTD
BELEX15	835,74	1.859.707.264	45,02%	1.291	1.671.302	-0,46%	1,82%
BELEXLine	1692,16	1.980.142.073	47,94%	1.492	2.319.625	0,12%	-1,13%



Top 5 traded shares

Issuer	Ticker	Price RSD	Turnover EUR	% Change	Trades
Dunav osiguranje a.d., Beograd	DNOS	1.300,00	1.166.923	-2,77%	561
ALTA banka a.d., Beograd	JMBN	3.750,00	234.043	5,75%	19
Tehnohemija a.d., Beograd	THHM	250,00	170.487	0,00%	62
NIS a.d., Novi Sad	NIIS	609,00	165.142	1,50%	379
Aerodrom Nikola Tesla a.d., Beograd	AERO	1.445,00	116.545	-3,67%	220

Top 3 gainers in the month

Ticker	Price RSD	% Change	Turnover EUR	
Revnost a.d., Novi Sad	RVST	13.000,00	62,50%	3.688
Ming kovačnica a.d., Niš	MING	605,00	21,00%	10
Sloga a.d., Kač	SLPP	803,00	10,61%	137

Top 3 decliners in the month

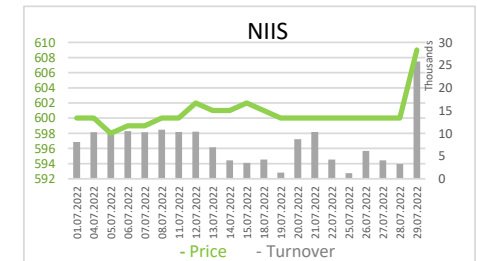
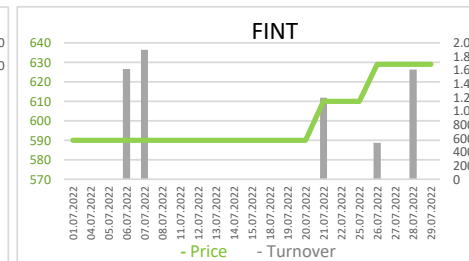
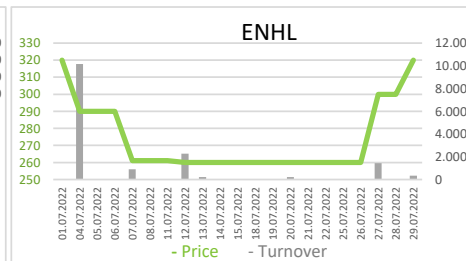
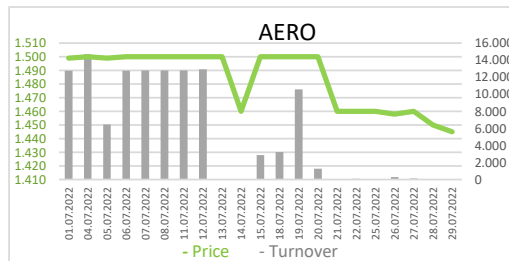
Ticker	Price RSD	% Change	Turnover EUR	
Rapid a.d., Apatin	RPID	605,00	-63,11%	2.083
Tehnobran a.d., Beograd	NAMA	179,00	-40,33%	9.148
Tigar a.d., Pirot	TIGR	16,00	-20,00%	3



Shares - Official Listing Segments

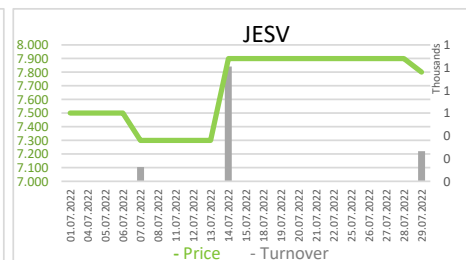
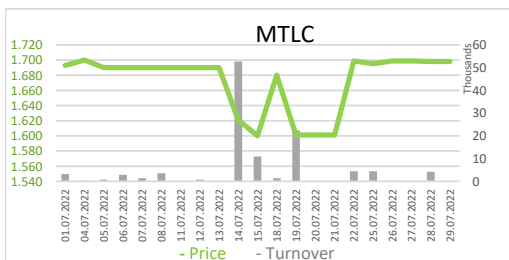
Prime Listing Shares

Ticker	Issuer	Price RSD	Turnover EUR	Trades	1y price range	Issued shares	Monthly change	Market CAP	P/E	P/B
AERO	Aerodrom Nikola Tesla a.d. , Beograd	1.445,00	116.545	220	1000 - 1600	35.026.129	-3,67%	431.242.700	/	1,77
ENHL	Energoprojekt holding a.d. , Beograd	320,00	15.531	23	260 - 398	10.931.292	0,00%	29.804.596	3,60	0,35
FINT	Fintel energija a.d. , Beograd	629,00	6.856	15	590 - 640	26.510.506	6,61%	142.079.176	10.064,00	38,64
NIIS	NIS a.d., Novi Sad	609,00	165.142	379	482 - 640	163.060.400	1,50%	846.111.432	4,29	0,36



Standard Listing Shares

Ticker	Issuer	Price RSD	Turnover EUR	Trades	1y price range	Issued shares	Monthly change	Market CAP	P/E	P/B
JESV	Jedinstvo a.d. , Sevojno	7.800,00	1.400	3	7200 - 9000	255.130	4,00%	16.955.785	5,61	0,73
KMBN	NLB Komercijalna banka a.d. , Beograd	4.500,00	230	1	3700 - 4963	18.476.386	0,00%	708.420.806	23,27	1,04
MTLC	Metalac a.d. , Gornji Milanovac	1.698,00	113.634	44	1600 - 1900	2.040.000	-0,12%	29.514.105	13,62	0,96





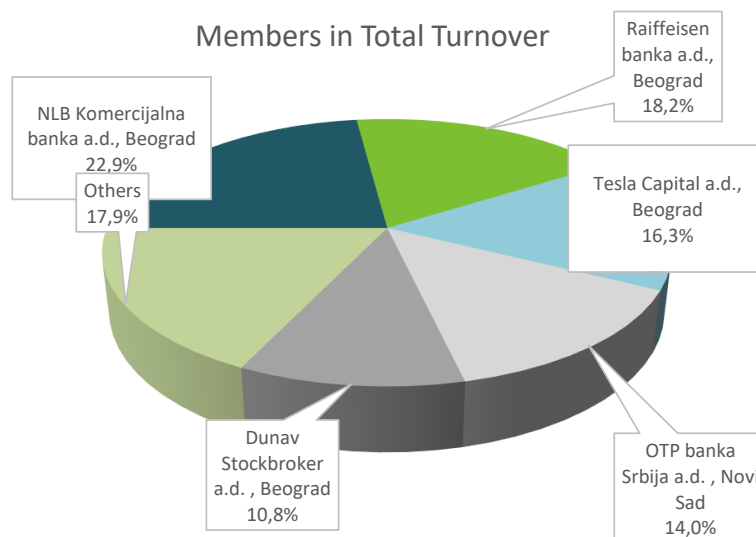
Bonds - Official Listing Segments

Prime Listing Bonds - top 5 Turnover							
Ticker	Issuer	Price	Turnover EUR	Trades	1y price range	No. of bonds	Monthly change
RSO22201	Republika Srbija	99,4241	1.778.831	1	99,4241 - 100,6524	5.726.998	-0,20%
RSO18171	Republika Srbija	102,6285	505.346	1	101,7032 - 106,0112	10.051.345	0,48%
RSRES12A2027	Republika Srbija	82,0000	38.532	15	80 - 83,25	376.919.337	2,50%
RSRES12A2026	Republika Srbija	86,0000	35.524	12	84 - 87	383.417.920	2,38%
RSRES12A2028	Republika Srbija	78,0000	35.377	14	76 - 79,25	370.420.717	2,63%

Top Member Statistics

Trading in shares		
Member Name	Turnover EUR	% in Turnover
Tesla Capital a.d., Beograd	1.623.961	33,88%
Dunav Stockbroker a.d., Beogr	1.054.670	22,00%
NLB Komercijalna banka a.d., Be	420.440	8,77%
OTP banka Srbija a.d., Novi Sac	366.496	7,65%
Tezoro broker a.d., Beograd	271.365	5,66%

Member name	Trades	% in Trades
Dunav Stockbroker a.d., Beogr	683	21,24%
Tesla Capital a.d., Beograd	538	16,73%
BPŠ Banka a.d., Beograd	527	16,39%
NLB Komercijalna banka a.d., Be	426	13,25%
M&V Investments a.d., Beogra	215	6,69%



Trading in bonds		
Member Name	Turnover EUR	% in Turnover
NLB Komercijalna banka a.d., Beogr	1.870.564	35,98%
Raiffeisen banka a.d., Beograd	1.778.831	34,22%
OTP banka Srbija a.d., Novi Sad	1.033.955	19,89%
M&V Investments a.d., Beograd	245.627	4,73%
Euro fineks broker a.d., Beograd	119.933	2,31%

Member name	Trades	% in Trades
M&V Investments a.d., Beograd	95	28,44%
Momentum Securities a.d., Novi Sad	63	18,86%
BPŠ Banka a.d., Beograd	54	16,17%
NLB Komercijalna banka a.d., Beogr	43	12,87%
OTP banka Srbija a.d., Novi Sad	31	9,28%