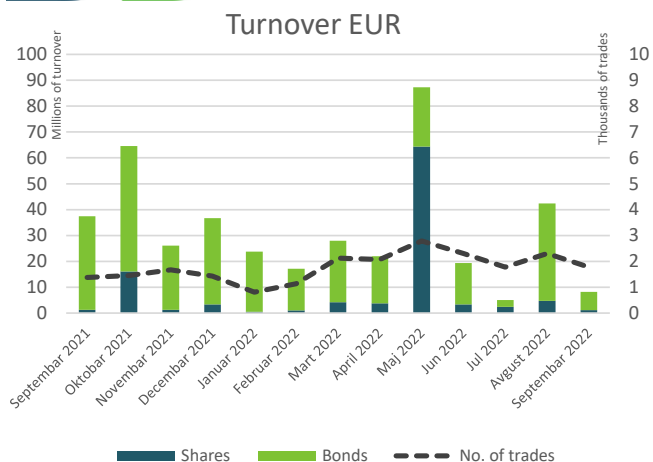


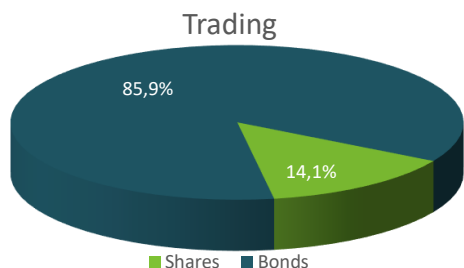


# Belgrade Stock Exchange Monthly Report

September 2022

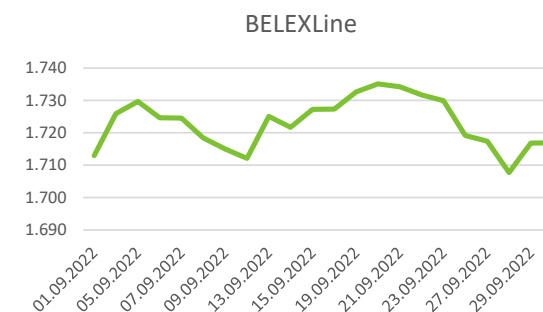
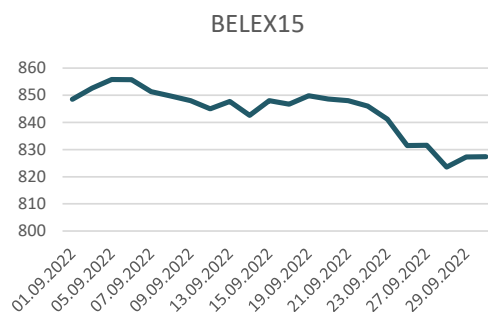


Segment	Total Turnover EUR	Trades
Prime Listing Shares	149.260	927
Prime Listing Bonds	7.070.432	76
Standard Listing Shares	27.937	26
Open Market Shares	788.185	571
MTP Shares	191.911	174
<b>Total:</b>	<b>8.227.725</b>	<b>1.774</b>



Total Market Capitalization (Shares) EUR: 3.441.713.914

Index	Last	Index Market Cap EUR	% Of Total Market Cap	Trades	Turnover EUR	Monthly Change	YTD
BELEX15	827,37	1.885.052.233	54,77%	1.487	916.321	-2,45%	0,80%
BELEXLine	1716,95	1.980.704.809	57,55%	1.610	1.066.354	0,66%	0,31%



### Top 5 traded shares

Issuer	Ticker	Price RSD	Turnover EUR	% Change	Trades
Dunav osiguranje a.d. , Beograd	DNOS	1.183,00	637.040	-12,04%	479
NIS a.d., Novi Sad	NIIS	622,00	121.239	-0,96%	458
Jugoprevoz Kruševac a.d. , Kruševac	JGPK	8.000,00	82.524	86,05%	49
Messer Tehnogas a.d. , Beograd	TGAS	14.549,00	67.642	-3,01%	19
Philip Morris Operations a.d. , Niš	DINNPB	7.750,00	31.337	3,43%	24

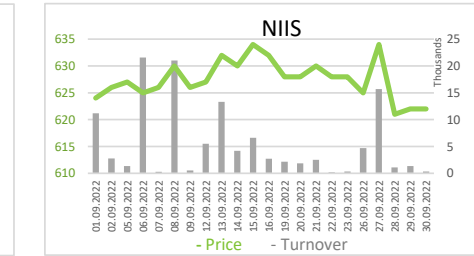
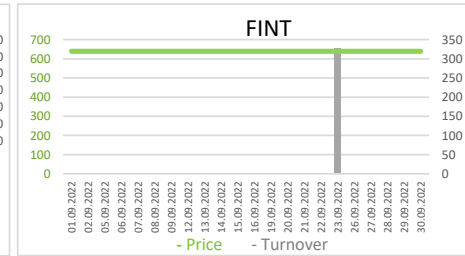
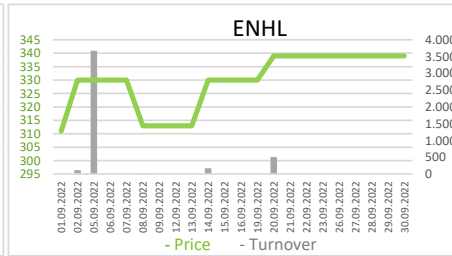
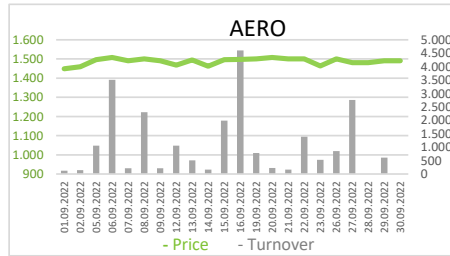
Top 3 gainers in the month				
	Ticker	Price RSD	% Change	Turnover EUR
Jugoprevoz Kruševac a.d. , Kruševac	JGPK	8.000,00	86,05%	82.524
Utva silosi a.d. , Kovin	UTSI	4.000,00	33,33%	10.693
Dunav Grocka a.d. , Grocka	DNVG	80,00	33,33%	193
Top 3 decliners in the month				
	Ticker	Price RSD	% Change	Turnover EUR
Transport Voždovac a.d. , Beograd	TRVZ	1.051,00	-27,01%	1.043
PP Feketić a.d. , Sombor	PFKT	2.225,00	-16,23%	10.256
Progres a.d. , Beograd	PRGS	6,00	-14,29%	15



# Shares - Official Listing Segments

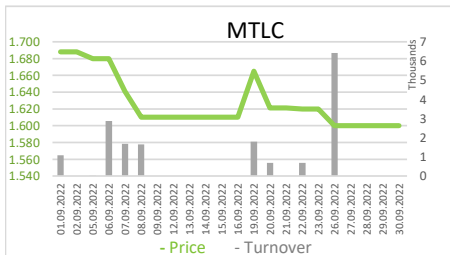
## Prime Listing Shares

Ticker	Issuer	Price RSD	Turnover EUR	Trades	1y price range	Issued shares	Monthly change	Market CAP	P/E	P/B
AERO	Aerodrom Nikola Tesla a.d. , Beograd	1.490,00	23.222	458	1000 - 1600	35.026.129	2,76%	444.850.549	/	1,82
ENHL	Energoprojekt holding a.d. , Beograd	339,00	4.473	8	260 - 351	10.931.292	9,00%	31.586.893	3,81	0,37
FINT	Fintel energija a.d. , Beograd	639,00	327	3	590 - 640	26.510.506	0,00%	144.395.811	10.224,00	39,25
NIIS	NIS a.d., Novi Sad	622,00	121.239	458	482 - 640	163.060.400	-0,96%	864.519.130	4,38	0,37



## Standard Listing Shares

Ticker	Issuer	Price RSD	Turnover EUR	Trades	1y price range	Issued shares	Monthly change	Market CAP	P/E	P/B
JESV	Jedinstvo a.d. , Sevojno	7.600,00	11.075	11	7200 - 8800	255.130	0,00%	16.527.640	5,46	0,71
MTLC	Metalac a.d. , Gornji Milanovac	1.600,00	16.861	15	1600 - 1870	2.040.000	-5,88%	27.821.841	12,84	0,90





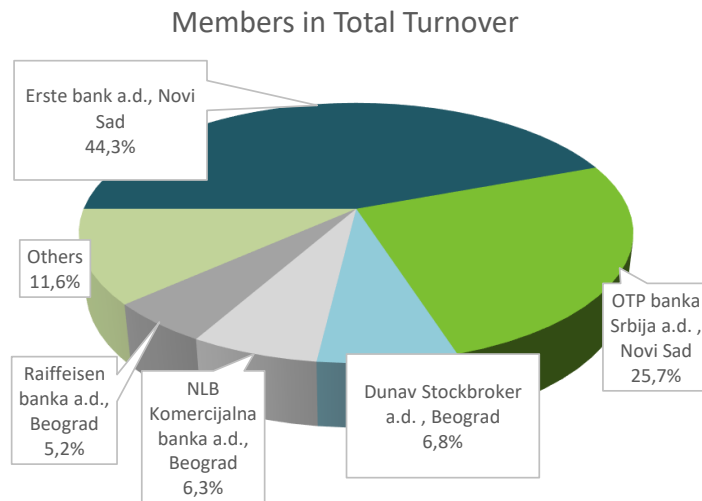
## Bonds - Official Listing Segments

Prime Listing Bonds - top 5 Turnover							
Ticker	Issuer	Price	Turnover EUR	Trades	1y price range	No. of bonds	Monthly change
RSO19185	Republika Srbija	101,6968	3.050.904	1	101,6968 - 102,0632	151.375	-0,36%
RSO1491	Republika Srbija	118,9103	1.185.883	1	118,9103 - 118,9103	932.597	-13,77%
RSO19181	Republika Srbija	100,6900	840.269	3	96,3421 - 112,41	15.000.000	0,52%
RSO20191	Republika Srbija	102,1148	714.804	2	102,1148 - 121,024	150.000	-5,04%
RSO20193	Republika Srbija	79,2172	581.437	3	79,2172 - 110,0863	14.527.230	-4,64%

## Top Member Statistics

Trading in shares		
Member Name	Turnover EUR	% in Turnover
Tesla Capital a.d., Beograd	562.273	24,29%
Dunav Stockbroker a.d., B	536.310	23,17%
NLB Komercijalna banka a.	267.817	11,57%
OTP banka Srbija a.d., Nov	252.046	10,89%
Tandem financial a.d., No	189.439	8,18%

Member name	Trades	% in Trades
BPŠ Banka a.d., Beograd	844	24,85%
NLB Komercijalna banka a.	614	18,08%
Tesla Capital a.d., Beograd	553	16,28%
Dunav Stockbroker a.d., B	403	11,87%
OTP banka Srbija a.d., Nov	299	8,80%



Trading in bonds		
Member Name	Turnover EUR	% in Turnover
Erste bank a.d., Novi Sad	7.248.411	51,26%
OTP banka Srbija a.d., Novi Sad	3.983.126	28,17%
Raiffeisen banka a.d., Beograd	830.854	5,87%
NLB Komercijalna banka a.d., Beograd	769.050	5,44%
Dunav Stockbroker a.d., Beograd	589.993	4,17%

Member name	Trades	% in Trades
NLB Komercijalna banka a.d., Beograd	39	25,66%
OTP banka Srbija a.d., Novi Sad	28	18,42%
BPŠ Banka a.d., Beograd	26	17,11%
Momentum Securities a.d., Novi Sad	18	11,84%
Tandem financial a.d., Novi Sad	13	8,55%