



FINTEL ENERGIJA AD

**QUARTERLY REPORT OF
FINTEL ENERGIJA A.D.
FOR PERIOD ENDED 30 SEPTEMBER 2022**

Belgrade, November 2022.

Pursuant to Article 53 of the Law on Capital Market (RS Official Gazette, No. 31/2011, 112/2015, 108/2016 and 9/2020) and pursuant to Article 5 of the Rulebook on the Content, Form and Method of Publication of Annual, Half-Yearly and Quarterly Reports of Public Companies (RS Official Gazette, No. 14/2012, 5/2015, 24/2017 and 14/2020), Fintel Energija ad from Belgrade (registration number 20305266) hereby publishes the following:

QUARTERLY REPORT OF FINTEL ENERGIJA A.D. FOR PERIOD ENDED 30 September 2022

CONTENT

- 1. QUARTERLY FINANCIAL STATEMENTS OF FINTEL ENERGIJA A.D. FOR PERIOD ENDED 30 SEPTEMBER 2022 (Balance Sheet, Income Statement, Report on Other Income, Cash Flow Statement, Statement of Changes in Equity, Notes to Quarterly Financial Statements)**
- 2. BUSINESS REPORT (Note Business Report and Consolidated Business Report are presented as a single report and these contain information of significance for the economic entity)**
- 3. STATEMENT BY THE PERSONS RESPONSIBLE FOR PREPARATION OF REPORT**

STAND-ALONE QUARTERLY FINANCIAL STATEMENTS

STAND-ALONE BALANCE SHEET				
In RSD thousand				
POSITION	AOP	Note	31 September 2022	31 December 2021
ASSETS				
A. SUBSCRIBED AND UNPAID CAPITAL	0001		-	-
B. NON-CURRENT ASSETS (0003 + 0009 + 0018 + 0028)	0002		1,499,293	1,502,642
I. INTANGIBLE ASSETS (0004 + 0005 + 0006 + 0007 + 0008)	0003		-	-
1. Development investments	0004		-	-
2. Concessions, patents, licenses, trademarks, software and other intangible assets	0005		-	-
3. Goodwill	0006		-	-
4. Intangible assets leased and intangible assets in preparation	0007		-	-
5. Advances for intangible assets	0008		-	-
II. PROPERTY, PLANT AND EQUIPMENT (0010+0011 + 0012 + 0013 + 0014 + 0015 + 0016)	0009		-	8
1. Land and buildings	0010		-	-
2. Machinery and equipment	0011		-	8
3. Investment property	0012		-	-
4. Property, plant and equipment leased and property, plant and equipment under construction	0013		-	-
5. Other property, plant and equipment and investing in third-party property, plant and equipment	0014		-	-
6. Advances for property, plant and equipment in the country	0015		-	-
7. Advances for property, plant and equipment foreign	0016		-	-
III. BIOLOGICAL ASSETS	0017		-	-
IV. LONG-TERM FINANCIAL INVESTMENTS AND LONG-TERM RECEIVABLES (0019+0020+0021+0022+0023+0024+0025 + 0026 + 0027)	0018		1,499,293	1,502,634
1. Equity investments in legal entities (excluding equity investments valued using the equity method)	0019		16,015	16,015
2. Equity investments that are valued using the equity method	0020		-	-
3. Long-term investments to parent companies, to subsidiaries and to other associated companies in the country	0021	7	1,483,278	1,486,619
4. Long-term investments to parent companies, to subsidiaries and to other associated companies abroad	0022		-	-
5. Long-term investments (loans and credits) in the country	0023		-	-
6. Long-term investments (loans and credits) abroad	0024		-	-
7. Long-term financial investments (securities valued at amortized cost)	0025		-	-
8. Own shares purchased	0026		-	-
9. Other long-term investments and receivables	0027		-	-
V. LONG-TERM PREPAYMENTS AND ACCRUED INCOME	0028		-	-
C. DEFERRED TAX ASSETS	0029		-	-

STAND-ALONE QUARTERLY FINANCIAL STATEMENTS

STAND-ALONE BALANCE SHEET (CONTINUED)

In RSD thousand

POSITION	AOP	Note	31 September 2022	31 December 2021
D. CURRENT ASSETS (0031+0037+0038+0044+0048+0057+0058)	0030		429,930	353,452
I. INVENTORIES (0032+0033+0034+0035+0036)	0031		1,325	581
1. Materials, spare parts, tools and supplies	0032		-	-
2. Work in progress and unfinished services	0033		-	-
3. Goods	0034		-	-
5. Advances paid to suppliers for stock and services in country	0035		1,241	497
6. Advances paid to suppliers for stock and services - abroad	0036		84	84
II. FIXED ASSETS HELD FOR SALE AND CESSATION OF OPERATIONS	0037		-	-
III. RECEIVABLES FROM SALES (0039+0040+0041+0042+0043)	0038		-	-
1. Trade receivables - domestic	0039		-	-
2. Trade receivables - foreign	0040		-	-
3. Trade receivables domestic - parent companies, subsidiaries and other related parties	0041		-	-
4. Trade receivables foreign - parent companies, subsidiaries and other related parties	0042		-	-
5. Other trade receivables	0043		-	-
IV. OTHER SHORT-TERM RECEIVABLES (0045+0046+0047)	0044	10	14,782	14,255
1. Other receivables	0045		10,549	10,021
2. Receivables for prepaid CIT	0046		4,224	4,224
3. Receivables for prepaid other taxes & contributions	0047		10	10
V. SHORT- TERM FINANCIAL INVESTMENTS (0049+0050+0051+0052+0053+0054+0055+0056)	0048	8	134,320	114,892
1. Short-term loans and investments - parent and subsidiaries	0049	8	134,306	114,878
2. Short-term loans and investments - other related parties	0050		-	-
3. Short-term loans, borrowings and investments - domestic	0051		-	-
4. Short-term loans, borrowings and investments - foreign	0052		-	-
5. Securities valued at amortized cost	0053		-	-
6. Financial instrument valued at fair value	0054		-	-
7. Bought up own shares	0055		-	-
8. Other Short-term financial investments	0056		14	14
VI. CASH AND CASH EQUIVALENTS	0057	9	27,071	4,383
VII. SHORT-TERM ACCRUALS	0058		252,433	219,342
E. TOTAL ASSETS = OPERATING ASSETS (0001 + 0002 + 0029+0030)	0059		1,929,223	1,856,094
F. OFF-BALANCE SHEET ASSETS	0060		0	0

STAND-ALONE QUARTERLY FINANCIAL STATEMENTS

STAND-ALONE BALANCE SHEET (CONTINUED)				
In RSD thousand				
POSITION	AOP	Note	31September 2022	31 December 2021
EQUITY AND LIABILITIES				
A. EQUITY (0402 + 0403+0404+0405+0406-0407+0408+0411-0412) ≥ 0	0401	11	454,080	431,676
I. SHARE CAPITAL	0402	11	4,057	4,057
II. SUBSCRIBED CAPITAL UNPAID	0403		-	-
III. SHARE ISSUING PREMIUMS	0404	11	681,237	681,237
IV. RESERVES	0405		-	-
V. POSITIVE REVALUATION RESERVES AND UNREALIZED GAINS ON FINANCIAL ASSETS AND OTHER COMPONENTS OF OTHER COMPREHENSIVE RESULTS	0406		-	-
VI. UNREALIZED LOSSES ON FINANCIAL ASSETS AND OTHER COMPONENTS OF OTHER COMPREHENSIVE RESULTS	0407		-	-
VII. UNDISTRIBUTED PROFIT (0409 + 0410)	0408		24,063	1,659
1. Retained profit from previous years	0409	11	1,659	-
2. Retained profit from current year	0410		22,404	1,659
VIII. PARTICIPATION WITHOUT CONTROL RIGHTS	0411			
IX. LOSSES (0413 + 0414)	0412		255,277	255,277
1. Losses of previous years	0413	11	255,277	255,277
2. Losses of current year	0414		-	-
B. LONG-TERM LIABILITIES AND PROVISIONS (0416+0420+0428)	0415		-	-
I. LONG-TERM PROVISIONS (0417++0418+0419)	0416		-	-
1. Provisions for employees benefits	0417		-	-
2. Provisions for costs in warranty period	0418		-	-
3. Other long-term provisions	0419		-	-
II. LONGTERM LIABILITIES (0421+0422+0423+0424+0425+0426+0427)	0420		-	-
1. Liabilities which can be converted into capital	0421		-	-
2. Long-term loans and other liabilities to parent companies, subsidiaries and other related parties - domestic	0422		-	-
3. Long-term loans and other liabilities to parent companies, subsidiaries and other related parties - domestic	0423		-	-
4. Long-term loans, borrowings and liabilities based on leasing - foreign	0424		-	-
5. Long-term loans, borrowings and liabilities based on leasing - foreign	0425		-	-
6. Liabilities for long-term securities	0426		-	-
7. Other longterm liabilities	0427		-	-

STAND-ALONE QUARTERLY FINANCIAL STATEMENTS

STAND-ALONE BALANCE SHEET (CONTINUED)				
In RSD thousand				
POSITION	AOP	Note	31 September 2022	31 December 2021
III. LONG-TERM ACCRUALS	0428		-	-
C. DEFERRED TAX LIABILITIES	0429		-	-
D. LONG-TERM DEFERRED INCOME AND DONATIONS RECEIVED	0430		-	-
E. SHORT-TERM PROVISIONS AND LIABILITIES (0432+0433+0441+0442+0449+0453+0454)	0431		1,457,143	1,424,418
I. SHORT TERM PROVISIONS	0432		-	-
II. SHORT-TERM FINANCIAL LIABILITIES (0434+0435+0436+0437+0438+0439+0440)	0433		1,209,111	1,185,735
1. Short-term loans from parent companies, subsidiaries and other related parties - domestic	0434		-	-
2. Short-term loans from parent companies, subsidiaries and other related parties - foreign	0435	12	1,209,111	1,185,735
3. Liabilities based on loans and borrowings from entities other than domestic banks	0436		-	-
4. Liabilities based on loans and borrowings from domestic banks	0437		-	-
5. Loans, borrowings and liabilities from abroad	0438		-	-
6. Liabilities for short-term securities	0439		-	-
7. Liabilities based on financial derivatives	0440		-	-
III. RECEIVED ADVANCES, DEPOSITS AND GUARANTEES	0441		-	-
IV. LIABILITIES FROM BUSINESS OPERATIONS (0443+0444+0445+0446+0447+0448)	0442	13	80,236	85,120
1. Trade payables - parent companies, subsidiaries and other related parties - domestic	0443		-	-
2. Trade payables - parent companies, subsidiaries and other related parties - foreign	0444	13	79,083	83,899
3. Trade payables - domestic	0445	13	1,153	1,221
4. Trade payables - foreign	0446		-	-
5. Obligations under bills of exchange	0447		-	-
6. Other business liabilities	0448		-	-
V. OTHER SHORT-TERM LIABILITIES (0450+0451+0452)	0449		33	51
1. Other short term liabilities	0450		33	51
2. Liabilities for VAT and other public revenues	0451		-	-
3. Liabilities for income tax	0452		-	-
VI. LIABILITIES FOR FIXED ASSETS AND ASSETS OF DISCOUNTING OPERATIONS HELD FOR SALE	0453		-	-
VII. SHORT-TERM ACCRUALS	0454	14	185,762	153,512
F. LOSS OVER CAPITAL (0415+0429+0430+0431-0059) ≥ 0 = (0407+0412-0402-0403-0404-0405-0406-0408-0411) ≥ 0	0455		-	-
G. TOTAL EQUITY AND LIABILITIES (0401+0415+0429+0430+0431-0455)	0456		1,929,223	1,856,094
H. OFF-BALANCE SHEET LIABILITIES	0457		-	-

Tiziano Giovannetti
Director
10 November 2022



The accompanying notes are an integral part of these Financial Statements.


STAND-ALONE QUARTERLY FINANCIAL STATEMENTS

INCOME STATEMENT						
In RSD thousand						
	AOP	Note	Three-month period		Nine-month period	
			2022	2021	2022	2021
A. OPERATING REVENUES (1002 + 1005+1008+1009-1010+1011+1012)	1001		-	-	-	-
I. REVENUES OF SOLD GOODS (1003 + 1004)	1002		-	-	-	-
1. Income from the sale of goods - domestic market	1003		-	-	-	-
2. Income from the sale of goods - foreign market	1004		-	-	-	-
II. REVENUES OF SOLD PRODUCTS AND SERVICES (1006+1007)	1005		-	-	-	-
1. Income from the sale of products and services - domestic market	1006		-	-	-	-
2. Income from the sale of products and services - foreign market	1007		-	-	-	-
III. INCOME FROM THE OWN USE OF PRODUCTS, SERVICES AND MERCHANDISE	1008		-	-	-	-
IV. INCREASE OF STOCK VALUE FOR WORK IN PROGRESS AND FINISHED GOODS	1009		-	-	-	-
V. DECREASE OF STOCK VALUE FOR WORK IN PROGRESS AND FINISHED GOODS	1010		-	-	-	-
VI. OTHER OPERATING INCOME	1011		-	-	-	-
VII. INCOME FROM ASSETS ADJUSTMENTS (EXCEPT FINANCIAL)	1012		-	-	-	-
B. OPERATING EXPENSES (1014+1015+1016+1020+1021+1022+1023+1024)	1013		8,585	8,672	28,015	26,966
I. COST OF GOODS SOLD	1014		-	-	-	-
II. COST OF MATERIALS, FUEL AND ENERGY	1015		-	-	27	-
III. COST OF SALARIES, WAGES AND OTHER PERSONNEL EXPENSES (1017+1018+1019)	1016		978	774	3,940	3,155
1. Cost of salary and compensation of salary (gross employee)	1017		775	774	2,294	-
2. Costs of taxes and contributions on salaries and compensation of salaries (employer)	1018		125	-	371	-
3. Other personal expenses and remunerations	1019		79	-	1,276	-
IV. DEPRECIATION EXPENSES	1020		0	6	8	18
V. EXPENSES FROM ASSETS ADJUSTMENTS (EXCEPT FINANCIAL)	1021		-	-	-	-
VIII. COSTS OF PRODUCTION SERVICES	1022		196	40	348	129
X. COSTS OF LONG-TERM PROVISIONS	1023		-	-	-	-
XI. INTANGIBLE EXPENSES	1024	15	7,410	7,852	23,691	23,664
C. OPERATING PROFIT (1001 - 1013) ≥ 0	1025		-	-	-	-
D. OPERATING LOSS (1013 - 1001) ≥ 0	1026		8,585	8,672	28,015	26,966

Tiziano Giovannetti

Director

10 November 2022




STAND-ALONE QUARTERLY FINANCIAL STATEMENTS

CONSOLIDATED INCOME STATEMENT						
In RSD thousand						
	AOP	Note	Three-month period		Nine-month period	
			2022	2021	2022	2021
E. FINANCIAL REVENUE (1028+1029+1030+1031)	1027	16	14,391	11,112	87,937	85,798
I. FINANCIAL INCOME INCURRED WITH PARENT COMPANIES, SUBSIDIARIES AND OTHER RELATED PARTIES	1028	15	11,357	11,108	84,903	85,746
II. INCOME FROM INTEREST	1029		-	-	-	-
III. FX GAINS AND POSITIVE EFFECTS OF CURRENCY CLAUSE	1030	15	3,034	4	3,034	52
IV. OTHER FINANCIAL INCOME	1031					
F. FINANCIAL EXPENSES (1033+1034+1035+1036)	1032	17	15,385	11,332	37,524	46,857
I. FINANCIAL EXPENSES INCURRED WITH PARENT COMPANIES, SUBSIDIARIES AND OTHER RELATED PARTIES	1033	17	11,208	11,330	33,307	24,378
II. COSTS OF INTEREST	1034	17	-	-	40	22,471
III. FX LOSSES AND NEGATIVE EFFECTS OF CURRENCY CLAUSE	1035	17	4,177	2	4,177	8
IV. OTHER FINANCIAL COSTS	1036	17	-	-	1	-
G. PROFIT FROM FINANCING (1027 - 1032) ≥ 0	1037		-	-	50,413	38,941
H. LOSS FROM FINANCING (1032 - 1027) ≥ 0	1038		994	220	-	-
I. INCOME FROM VALUATION ADJUSTMENT OF FINANCIAL ASSETS CARRIED AT FAIR VALUE THROUGH P&L	1039		-	-	-	-
J. COSTS FROM VALUATION ADJUSTMENT OF FINANCIAL ASSETS CARRIED AT FAIR VALUE THROUGH P&L	1040		-	-	-	-
K. OTHER INCOME	1041		-	-	6	-
L. OTHER COSTS	1042		-	-	-	-
M. TOTAL INCOME (1001+1027+1039+1041)	1043		14,391	11,112	87,942	85,798
N. TOTAL COSTS (1013+1032+1040+1042)	1044		15,385	20,004	65,539	73,823
O. OPERATING PROFIT BEFORE TAX (1043-1044) ≥ 0	1045		-	-	22,404	11,975
P. OPERATING LOSS BEFORE TAX (11044-1043) ≥ 0	1046		994	8,892	-	-
Q. NET PROFIT FROM DISCONTINUED OPERATIONS, THE EFFECTS OF CHANGES IN ACCOUNTING POLICIES AND CORRECTIONS FROM PREVIOUS PERIOD	1047		-	-	-	-
R. NET LOSS FROM DISCONTINUED OPERATIONS, LOSS CHANGES IN ACCOUNTING POLICIES AND CORRECTIONS FROM PREVIOUS PERIOD	1048		-	-	-	-
S. PROFIT BEFORE TAX (1045-1046+1047-1048) ≥ 0	1049		-	-	22,404	11,975
T. LOSS BEFORE TAX (1046-1045+1048-1047) ≥ 0	1050		944	8,892	-	-
U. INCOME TAXES						
I. TAX EXPENSES FROM THE PERIOD	1051		-	-	-	-
II. DEFERRED TAX EXPENSE	1052		-	-	-	-
III. DEFERRED TAX INCOME	1053		-	-	-	-
V. EARNINGS OF EMPLOYER	1054		-	-	-	-
W. NET PROFIT (1049-1050-1051-1052+1053-1054) ≥ 0	1055		-	-	22,404	11,975
X. NET LOSS (1050-1049+1051+1052-1053+1054) ≥ 0	1056		944	8,892	-	-
II. NET PROFIT BELONGING TO PARTICIPATION WITHOUT CONTROLLING RIGHTS	1057		-	-	-	-
III. NET PROFIT BELONGING TO PARENT COMPANY	1058		-	-	22,404	11,975
IV. NET LOSS BELONGING TO PARTICIPATION WITHOUT CONTROLLING RIGHTS	1059		-	-	-	-
V. NET LOSS BELONGING TO PARENT COMPANY	1060		944	8,892	-	-
V. EARNINGS PER SHARE						
1. Basic earning per share	1061			0.34	0.85	0.45
2. Reduced (diluted) earnings per share	1062			0.34	0.85	0.45

Tiziano Giovannetti
Director

10 November 2022



STAND-ALONE QUARTERLY FINANCIAL STATEMENTS

CONSOLIDATED STATEMENT OF OTHER COMPREHENSIVE INCOME						
In RSD thousand						
	AOP	Note	Three-month period		Nine-month period	
			2022	2021	2022	2021
A. NET PROFIT/(LOSS)						
I. PROFIT, NET (AOP 1055)	2001				22,404	11,975
II. LOSS, NET (AOP 1056)	2002		944	8,892		
B. OTHER COMPREHENSIVE PROFIT OR LOSS						
a) Items that will not be reclassified to profit or loss						
1. Changes in the revaluation of intangible assets, property, plant and equipment						
a) increase in revaluation reserves	2003					
b) decrease in revaluation reserves	2004					
2. Actuarial gains (losses) of post employment benefit obligations						
a) gains	2005					
b) losses	2006					
4. Gains or losses arising from a share in the associate's other comprehensive profit or loss						
a) gains	2007					
b) losses	2008					
b) Items that may be subsequently reclassified to profit or loss						
1. Gains or losses on investments in equity instruments						
a) gains	2009					
b) losses	2010					
1. Gains or losses on the translation of financial statements of foreign operations						
a) gains	2011					
b) losses	2012					
2. Gains or losses on hedging instruments of net investments in foreign operations						
a) gains	2013					
b) losses	2014					
3. Gains and losses on cash flow hedges						
a) gains	2015					
b) losses	2016					
4. Gains or losses on securities that are measured at fair value through other comprehensive income						
a) gains	2017					
b) losses	2018					
I. OTHER COMPREHENSIVE PROFIT BEFORE TAX (2003 + 2005 + 2007 + 2009 + 2011 + 2013 + 2015 + 2017) - (2004 + 2006 + 2008 + 2010 + 2012 + 2014 + 2016 + 2018) ≥ 0	2019					
II. OTHER COMPREHENSIVE LOSS BEFORE TAX (2004 + 2006 + 2008 + 2010 + 2012 + 2014 + 2016 + 2018) - (2003 + 2005 + 2007 + 2009 + 2011 + 2013 + 2015 + 2017) ≥ 0	2020					
III. DEFERRED TAX EXPENSES FOR OTHER COMPREHENSIVE PROFIT OR LOSS FOR THE PERIOD	2021					
IV. DEFERRED TAX REVENUE ON OTHER COMPREHENSIVE PROFIT OR LOSS FOR THE PERIOD	2022					
IV. TOTAL NET COMPREHENSIVE PROFIT (2019 - 2020 - 2021+2022) ≥ 0	2023					
V. TOTAL NET COMPREHENSIVE LOSS (2020 - 2019 + 2021-2022) ≥ 0	2024					
C. TOTAL NET COMPREHENSIVE PROFIT						
I. TOTAL COMPREHENSIVE PROFIT, NET (2001 - 2002 + 2023 - 2024) ≥ 0	2025				22,404	11,975
II. TOTAL COMPREHENSIVE LOSS, NET (2002 - 2001 + 2024 - 2023) ≥ 0	2026		944	8,892		
D. TOTAL NET COMPREHENSIVE PROFIT / (LOSS) (2028 + 2029) = AOP 2025 ≥ 0 or AOP 2026 > 0	2027		944	8,892	22,404	11,975
1. Attributable to shareholders	2028		944	8,892	22,404	11,975
2. Attributable to non-controlling interest	2029					

Tiziano Giovannetti
Director

10 November 2022



STAND-ALONE QUARTERLY FINANCIAL STATEMENTS

CONSOLIDATED STATEMENT OF CASH FLOWS			
In RSD thousand			
	AOP	Nine-month period	
		2022	2021
A. CASH FLOWS FROM OPERATING ACTIVITIES			
I. Cash inflow from operating activities (1-4)	3001	-	-
1. Sales and advances received in the country	3002	-	-
2. Sales and advances received abroad	3003	-	-
3. Interest from operating activities	3004	-	-
4. Other inflow from operating activities	3005	-	-
II. Cash outflow from operating activities (1 до 8)	3006	8,914	66,449
1. Payments and prepayments to suppliers in the country	3007	4,954	11,268
2. Payments and prepayments to suppliers abroad	3008	42	105
3. Salaries, benefits and other personal expenses	3009	3,838	2,839
4. Interest paid in the country	3010	40	52,201
5. Interest paid abroad	3011	-	-
6. Income tax paid	3012	-	-
7. Payments for other public revenues	3013	40	36
8. Other outflows from operating activities	3014	-	-
III. Net cash inflow from operating activities (I - II)	3015	-	-
IV. Net cash outflow from operating activities (II - I)	3016	8,914	66,449
B. CASH FLOWS FROM INVESTING ACTIVITIES			
I. Cash flows from investing activities (1 до 5)	3017	60,710	52,377
1. Sale of shares	3018	-	-
2. Proceeds from sale of intangible assets, property, plant and equipment and biological assets	3019	-	-
3. Other financial investments	3020	9,412	-
4. Interest from investing activities	3021	-	-
5. Dividend received	3022	51,298	52,377
II. Cash outflow from investing activities (1 до 3)	3023	29,107	42,324
1. Acquisition of subsidiaries or other business	3024	-	-
2. Purchase of intangible assets, property, plant and equipment and biological assets	3025	-	-
3. Other financial investments	3026	29,107	42,324
III. Net cash inflow from investing activities (I - II)	3027	31,603	10,035
IV. Net cash outflow from investing activities (II - I)	3028	-	-
C. CASH FLOWS FROM FINANCING ACTIVITIES			
I. Cash inflow from financing activities (1 до 7)	3029	-	858,288
1. Increase in share capital	3030	-	-
2. Long-term borrowings in the country	3031	-	-
3. Long-term borrowings abroad	3032	-	-
4. Short-term borrowings in the country	3033	-	858,288
5. Short-term borrowings abroad	3034	-	-
6. Other long-term liabilities	3035	-	-
7. Other short-term liabilities	3036	-	-
II. Cash outflow from financing activities (1 до 8)	3037	-	800,040
1. Purchase of own shares	3038	-	-
2. Long-term borrowings in the country	3039	-	800,040
3. Long-term borrowings in abroad	3040	-	-
4. Short-term borrowings in the country	3041	-	-
5. Short-term borrowings country abroad	3042	-	-
6. Other liabilities	3043	-	-
7. Financial lease	3044	-	-
8. Dividend distribution	3045	-	-
III. Net cash inflow from financing activities (I - II)	3046	-	58,248
IV. Net cash outflow from financing activities (II - I)	3047	-	-
D. TOTAL CASH INFLOW (3001 + 3017 + 3029)	3048	60,710	910,665
E. TOTAL CASH OUTFLOW (3006 + 3023 + 3037)	3049	38,021	908,831
F. NET CASH INFLOW (3048 - 3049) ≥ 0	3050	22,689	1,834
G. NET CASH OUTFLOW (3049 - 3048) ≥ 0	3051	-	-
H. CASH AND CASH EQUIVALENTS AT THE BEGINNING OF THE YEAR	3052	4,383	1,757
I. CURRENCY TRANSLATION GAINS ON CASH AND CASH EQUIVALENTS	3053	-	-
J. CURRENCY TRANSLATION LOSSES ON CASH AND CASH EQUIVALENTS	3054	1	-
K. CASH AND CASH EQUIVALENTS AT THE END OF THE YEAR (3050-3051+3052+3053-3054)	3055	27,071	3,591

Tiziano Giovannetti
Director

10 November 2022




STAND-ALONE QUARTERLY FINANCIAL STATEMENTS

STAND-ALONE STATEMENT OF CHANGES IN EQUITY											
In RSD thousand											
Position	Description	AOP	Share capital (group 309)	Share capital (group 309)	Other share capital (account 309)	AOP	Subscribed but unpaid capital (group 31)	AOP	Share premium and reserves (account 306 and group 32)	AOP	Revaluation reserves (group 33)
1	Balance as at 01.01.2021	4001	4,057	4010	-	4019	-	4028	681,237	4037	-
2	Adjustments of material errors and changes in accounting policies	4002	-	4011	-	4020	-	4029	-	4038	-
3	Restated opening balance as at 01.01.2021 (1+2)	4003	4,057	4012	-	4021	-	4030	681,237	4039	-
4	Net changes in 2021	4004	-	4013	-	4022	-	4031	-	4040	-
5	Balance as at 31.12.2021 (3+4)	4005	4,057	4014	-	4023	-	4032	681,237	4041	-
6	Adjustments of material errors and changes in accounting policies	4006	-	4015	-	4024	-	4033	-	4042	-
7	Restated opening balance as at 01.01.2022 (5+6)	4007	4,057	4016	-	4025	-	4034	681,237	4043	-
8	Net changes in 2022	4008	-	4017	-	4026	-	4035	-	4044	-
9	Balance as at 30.09.2022 (7+8)	4009	4,057	4018	-	4027	-	4036	681,237	4045	-

STAND-ALONE QUARTERLY FINANCIAL STATEMENTS

STAND -ALONE STATEMENT OF CHANGE IN EQUITY (CONTINUED)											
In RSD thousand											
Position	Description	AOP	Retained earnings (group 34)	AOP	Loss (group 35)	AOP	Non-controlling interest	AOP	Total (corresponds to the position of AOP 0401) (col.2+3+4+5+6+7- 8+9) ≥ 0	AOP	LOSS EXCEEDING EQUITY (corresponds to the position of AOP 0455) (col.2+3+4+5+6+7- 8+9)<0
1	Balance as at 01.01.2021	4046	-	4055	255,277	4064	-	4073	430,017	4082	-
2	Adjustments of material errors and changes in accounting policies	4047	-	4056	-	4065	-	4074	-	4083	-
3	Restated opening balance as at 01.01.2021 (1+2)	4048	-	4057	255,277	4066	-	4075	430,017	4084	-
4	Net changes in 2021	4049	1,659	4058	-	4067	-	4076	1,659	4085	-
5	Balance as at 31.12.2021 (3+4)	4050	1,659	4059	255,277	4068	-	4077	431,676	4086	-
6	Adjustments of material errors and changes in accounting policies	4051	-	4060	-	4069	-	4078	-	4087	-
7	Restated opening balance as at 01.01. 2022 (5+6)	4052	1,659	4061	255,277	4070	-	4079	431,676	4088	-
8	Net changes in 2022	4053	22,404	4062	-	4071	-	4080	22,404	4089	-
9	Balance as at 30.09.2022 (7+8)	4054	24,063	4063	255,277	4072	-	4081	454,080	4090	-

Tiziano Giovannetti
Director
10 November 2022



**EXPLANATORY NOTES TO THE QUARTERLY
FINANCIAL STATEMENTS FOR THE PERIOD
ENDEND 30 SEPTEMBER 2022**

FINTEL ENERGIJA AD, BEOGRAD

EXPLANATORY NOTES TO THE QUARTERLY FINANCIAL STATEMENTS

FOR THE PERIOD ENDED 30 SEPTEMBER 2022

(All amounts are in 000 RSD, unless otherwise stated)

1. General information

Fintel Energija A.D. (hereinafter the “**Company**” or “**Fintel Energija**”) is a Serbian holding leading independent renewable energy generator in Serbia. The Company through its subsidiaries acted as the pioneer in the Serbian wind business being the first ever to install and operate wind farms in the country.

The Company was incorporated as a closed joint stock company on 27 June 2007, under the business name PRIVREDNO DRUŠTVO ZA PROIZVODNJU ELEKTRIČNE ENERGIJE FINTEL ENERGIJA AD BEOGRAD, by the company FINTEL ENERGIJA GROUP S.P.A, registration number 02658620402, as the sole shareholder (hereinafter the “**Principal Shareholder**”). Fintel Energija Group S.p.A. is 86,22% owned by Hopafi Srl.

Fintel Energija's registered office is located at Masarikova 5, Belgrade, Serbia.

At 30 September 2022, the Company's fully subscribed and paid up share capital amounted to RSD 4,057 thousand, consisting of 26,510,506 ordinary shares of RSD 0.153 each.

In 2018 the Company listed its shares on the stock market. The process of Initial Public Offering of the Company's shares ended on 30. October 2018, and during the offering period 1,510,506 shares were registered. Initial price on the stock market was RSD 500 per share.

The company's shares are traded on the organized market – Belgrade Stock Exchange. The symbol of the shares is FINT, and ISIN number is RSFINEE60549. The market capitalization of the Company as at 30 September 2022 is RSD 16,940,213 thousand (unit price per share of RSD 639).

Fintel Energija Group SpA, the majority shareholder of the Company, constitute a vertical operator in the integrated energy supply chain, which engages in the sale of electricity and natural gas in Italy and in the development and exploitation of renewable energy power plants (photovoltaic, wind and mini wind) in Italy and Serbia.

These stand-alone quarterly financial statements for the period ended 30 September 2022 have approved and authorized for issue by Director. The Company prepared these stand-alone financial statements based on and in accordance with the requirements of the laws and regulations of the Republic of Serbia where investments in subsidiaries in these stand-alone financial statements are stated as cost less any impairment.

FINTEL ENERGIJA AD, BEOGRAD

EXPLANATORY NOTES TO THE QUARTERLY FINANCIAL STATEMENTS

FOR THE PERIOD ENDED 30 SEPTEMBER 2022

(All amounts are in 000 RSD, unless otherwise stated)

1. General information (Continued)

The company is the parent company of the Group, consisting of the following entities:

Name	Head office
Fintel Energija ad	Belgrade (Serbia)
MK-Fintel Wind ad	Belgrade (Serbia)
MK-Fintel Wind Holding doo	Belgrade (Serbia)
Energobalkan doo	Belgrade (Serbia)
Vetropark Ram doo	Belgrade (Serbia)
Vetropark Kula doo	Belgrade (Serbia)
Vetropark Torak doo	Belgrade (Serbia)
Fintel Energija Dev. doo	Belgrade (Serbia)
MK-Fintel Wind Dev. doo	Belgrade (Serbia)
Vetropark Lipar doo	Belgrade (Serbia)
Vetropark Lipar 2 doo	Belgrade (Serbia)
Vetropark Project Torak doo	Belgrade (Serbia)
Vetropark Maestralski Ring	Belgrade (Serbia)
Agrosolar Doo	Belgrade (Serbia)
Fintel Energija Dev. Ltd	Nicosia (Cyprus)
Vetropark Torak Ltd	Nicosia (Cyprus)
Vetropark Ring Ltd	Nicosia (Cyprus)
Kula Solar Ltd	Nicosia (Cyprus)

2. Summary of accounting policies and standards adopted

2.1 Basis of presentation

The Company maintains its books and records in accordance with accounting and taxation principles and practices mandated by Serbian legislation. The accompanying Interim Condensed Financial Statements were primarily derived from the Company's statutory books and records with adjustments and reclassifications made to present them in accordance with International Financial Reporting Standards (IFRS).

The Interim Condensed Financial Statements have been prepared in accordance with International Accounting Standard IAS 34 Interim Financial Reporting. IAS 34 for interim financial reporting does not require all disclosures that would be necessarily required by IFRS.

FINTEL ENERGIJA AD, BEOGRAD

EXPLANATORY NOTES TO THE QUARTERLY FINANCIAL STATEMENTS

FOR THE PERIOD ENDED 30 SEPTEMBER 2022

(All amounts are in 000 RSD, unless otherwise stated)

3. Summary of accounting policies and standards adopted (Continued)

2.1 Basis of presentation (Continued)

The Company does not disclose information which would substantially duplicate the disclosures contained in its audited Financial Statements for 2021, such as significant accounting policies, significant estimates and judgements, financial risk disclosures or disclosures of financial line items, which have not changed significantly in amount or composition. Management of the Company believes that the disclosures in these Interim Condensed Financial Statements are adequate to make the information presented not misleading if these Interim Condensed Financial Statements are read in conjunction with the Company's Financial Statements for 2020.

Subsequent events occurring after 30 September 2022 were evaluated through 15 August 2022, the date these Interim Condensed Financial Statements were authorised for issue.

The results for the six month period ended 30 September 2022 are not necessarily indicative of the results expected for the full year. The Company as a whole is not subject to significant seasonal fluctuations.

2.2. Changes in significant accounting policies

Significant accounting policies, judgements and estimates applied while preparing these Interim Condensed Financial Statements are consistent with those applied during the preparation of Financial Statements as of and for the year ended 31 December 2021.

2.3 Going concern

The Company's forecasts and projections, taking account of reasonably possible changes in trading performance, show that the Company should be able to operate within the level of its current facilities. Bearing in mind the foregoing, management considers that the Company has adequate resources to continue in operational existence for the foreseeable future. The Company therefore continues to adopt the going concern basis in preparing its quarterly stand-alone financial statements.

2.4 Foreign currency translation

Functional and presentation currency

Items included in the financial statements of the Company are measured and presented in Serbian dinars (RSD). Dinar represents the official reporting currency in the Republic of Serbia.

Transactions and balances

Foreign currency transactions are translated into the functional currency using the exchange rate prevailing at the date of the transaction or valuation where items are re-measured. Foreign exchange gains and losses resulting from the settlement of such transactions and from the translation at year-end exchange rates of monetary assets and liabilities denominated in foreign currencies are recognised in the income statement, except when deferred in equity as qualifying cash flow hedges and qualifying net investment hedges.

FINTEL ENERGIJA AD, BEOGRAD

EXPLANATORY NOTES TO THE QUARTERLY FINANCIAL STATEMENTS

FOR THE PERIOD ENDED 30 SEPTEMBER 2022

(All amounts are in 000 RSD, unless otherwise stated)

4. IFRS 8: segment information

Based on the fact that Company operates only in the wind renewable energy sector and operations are essentially in Serbia, hence there is only one reportable segment.

5. Information on guarantees issued, commitments and other contingent liabilities

a) *Guarantees issued*

There were no issued guarantees.

b) *Other*

There were no other contingent liabilities of the Company.

6. Investments in subsidiary

Investments in subsidiary are detailed as follow:

- RSD 16,009 thousand for 54% owned in of MK-Fintel Wind AD(RSD 16.009 thousand at 31 December 2019).
- RSD 5 thousand for 54% owned in of MK-Fintel Wind Holding Doo (RSD 5 thousand at 31 December 2019).
- RSD 200 for 100% owned in Fintel Energija Development Doo(RSD 200 at 31 December 2019).

STATEMENT OF FINANCIAL POSITION

7. Long-term financial investments in parents and subsidiaries

The balance amounts to RSD 1,483,278 thousand and they only refer to financing provided to the subsidiaries MK-Fintel Wind AD (RSD 1,412,723 thousand at 30 September 2022) and MK-Fintel Wind Holding Doo (RSD 70,555 thousand at 30 September 2022).

Summary of given loans, with maturities in the following table:

Recipient of the loan	Amount 30.09.2022 EUR	Amount 30.09.2022 RSD	Maturity
MK Fintel Wind ad	12,041,839	1,412,723	2023
MK Fintel Wind Holding d.o.o.	601,400	70,555	2023
Total	12,643,239	1,483,278	

FINTEL ENERGIJA AD, BEOGRAD

EXPLANATORY NOTES TO THE QUARTERLY FINANCIAL STATEMENTS

FOR THE PERIOD ENDED 30 SEPTEMBER 2022

(All amounts are in 000 RSD, unless otherwise stated)

8. Short-term loans and investments – parent companies and subsidiaries

The balance amounts to RSD 134,306 thousand (RSD 114,878 thousand at 31 December 2021) and they refer to financing provided to the subsidiaries Lipar Doo (RSD 30,856 thousand at 30 September 2022), Lipar 2 Doo (RSD 14,078 thousand at 30 September 2022), Maestrals Ring Doo (RSD 73,382 thousand at 30 September 2022), Project Torak Doo (RSD 7,860 thousand at 30 September 2022), MK-Fintel Wind Development d.o.o (RSD 3,168 thousand at 30 September 2022) and Fintel Energija Development Doo (RSD 4,693 thousand at 30 September 2022) and Agrosolar d.o.o. (RSD 35 thousand at 30 September 2022)

Summary of given loans, maturities in the following table:

Recipient of the loan	Amount 30.09.2022 RSD	Amount 30.09.2022 EUR	Maturity
VP Lipar d.o.o.	30,855,607.7	263,000	2022
VP Lipar 2 d.o.o.	14,078,148	120,000	2022
VP Maestrals Ring d.o.o.	73,382,346.45	625,500	2022
Project Torak d.o.o.	3,167,583.3	27,000	2022
MK-Fintel Wind Development d.o.o	7,860,299.3	67,000	2023
Fintel Energija Development d.o.o.	4,692,716	40,000	2022
Agrosolar d.o.o.	35,195.37	300	2023
Total	134,305,531.92	1,144.800	

9. Cash and cash equivalents

“Cash and cash equivalents” at 30 September 2022 and 31 December 2021 are detailed as follows:

RSD thousand	30 September 2022	31 December 2021
Current account		
- in dinars	27,031	4,343
- in foreign currency	40	40
Cash and cash equivalents	27,071	4,383

The fair value of cash and cash equivalents coincides with the carrying amount thereof.

For the purpose of the preparation of the statement of cash flows, investing and financing transactions that did not require the use of cash or cash equivalents have been excluded.

10. Other short-term receivables

“Other short-term receivables” of RSD 14,782 thousand at at 30 September 2022 (RSD 14,255 thousand at 31 December 2021) are detailed in the following table:

RSD thousand	30 September 2022	31 December 2021
Other receivables	10,549	10,021
Receivables for prepaid CIT	4,224	4,224
Receivables for prepaid other taxes & contributions	10	10
Total	14,782	14,255

FINTEL ENERGIJA AD, BEOGRAD

EXPLANATORY NOTES TO THE QUARTERLY FINANCIAL STATEMENTS

FOR THE PERIOD ENDED 30 SEPTEMBER 2022

(All amounts are in 000 RSD, unless otherwise stated)

11. Equity

Equity at 30 September 2022 and 31 December 2021 is detailed in the following table:

<i>RSD thousand</i>	30 September 2022	31 December 2021
Share capital	4,057	4,057
Share premium	681,237	681,237
Retained profit from previous years	1,659	-
Retained profit from current period	22,404	1,659
Loss from previous years	(255,277)	(255,277)
Loss from current period	-	-
TOTAL EQUITY	454,080	431,676

The equity components and changes therein are detailed below:

Share capital

As of 30 September 2022, the Company's fully subscribed and paid up share capital amounted to RSD 4,056,524 (RSD 4,056,524 as at 31 December 2021) consisting of 26,510,506 ordinary shares with nominal value of RSD 0.153 each.

Share premium

At 30 September 2022, such Reserve includes the share premium resulting from the capital increase related to the IPO of the Company on the Prime Listing Segment of the Belgrade Stock Exchange. The share premium worths RSD 755,022 Thousands (equivalent to RSD 499,847 per each new share issued by the Company). Such value is reported net of the IPO related costs.

Retained earnings/(Losses)

These consist of earnings/(Losses) from previous years. They also include net profit/(losses) for the current year.

12. Long and short term loans and borrowings from parent and subsidiaries

Loans and borrowings to parent and subsidiaries of RSD 1,209,011 thousand as at 30 September 2022 (RSD 1,185,735 thousand at 31 December 2021), mainly consist of revocable loans to be repaid to the Ultimate Parent company Fintel Energia Group Spa that were granted for the benefit of Fintel Energija. The loan of EUR 9,967,000 is interest bearing, interest is from 3% to 6%. Other loans are non-interest bearing. The loans are due in 2023.

13. Trade payables

Trade payables amounted to RSD 80,236 thousand at 30 September 2022 (RSD 85,120 thousand at 31 December 2021) consist mainly of payables for invoice to be received from the Parent Company for management fee services.

FINTEL ENERGIJA AD, BEOGRAD

EXPLANATORY NOTES TO THE QUARTERLY FINANCIAL STATEMENTS

FOR THE PERIOD ENDED 30 SEPTEMBER 2022

(All amounts are in 000 RSD, unless otherwise stated)

14. Short-term accruals

Accruals amounted to RSD 185,762 thousand at 30 September 2022 (RSD 153,512 thousand at 31 December 2021) consist mainly of interests on shareholders loan due to Fintel Energiya Group SpA.

INCOME STATEMENT

15. Intangible expenses

Non-production costs amount to RSD 23,691 thousand for nine-month ended 30 September 2022 relate to accounting services and management fee costs (invoices issued in according management fee contract).

16. Finance income

Finance income for nine-month period ended 30 September 2022 and 2021 are detailed as follows:

	01.01.-30.09.2022	01.01.-31.09.2021
FINANCIAL INCOME INCURRED WITH PARENT COMPANIES, SUBSIDIARIES AND OTHER RELATED PARTIES	84,903	85,746
INCOME FROM INTEREST	-	-
FX GAINS AND POSITIVE EFFECTS OF CURRENCY CLAUSE	3,034	52
OTHER FINANCIAL INCOME	-	-
Total	87,937	85,798,686

17. Finance expenses

Finance expenses for nine-month period ended 30 September 2022 and 2021 are detailed as follows:

	01.01.-30.09.2022	01.01.-30.09.2021
FINANCIAL EXPENSES INCURRED WITH PARENT COMPANIES, SUBSIDIARIES AND OTHER RELATED PARTIES	33,307	24,378
COSTS OF INTEREST	40	22,471
FX LOSSES AND NEGATIVE EFFECTS OF CURRENCY CLAUSE	4,177	8
OTHER FINANCIAL COSTS	1	-
Total	37,524	46,857

18. Earnings/(loss) per share

The basic result per share has gone from a profit per share of RSD 0.45 for nine-month period ended 30 September 2021 to profit per share of RSD 0.85 for the period ended 30 September 2022. It has been computed by dividing the Group's net result by the number of Fintel Energiya shares outstanding in the years in question (number of shares outstanding of 26,511 thousand).

There were no dilutive effects at 30 September 2022. Accordingly, diluted earnings per share thus coincide with basic earnings per share.

FINTEL ENERGIJA AD, BEOGRAD
EXPLANATORY NOTES TO THE QUARTERLY FINANCIAL STATEMENTS
FOR THE PERIOD ENDED 30 SEPTEMBER 2022

(All amounts are in 000 RSD, unless otherwise stated)

19. Related party transactions

As previously indicated, the Company is a subsidiary of Fintel EnergiGroup SpA,

A summary is provided below of the Group's transactions with related parties at 30 September 2022 and 31 December 2021. All transactions with related parties are entered into at market value.

As of 30 September 2022 and 31 December 2021 the outstanding balances with related parties were as follows:

<i>RSD thousand</i>	At 30 September 2022			
	Parent Company	Parent's subsidiaries and associates	Subsidiaries	Total
Short-term loans	-	-	134.306	134.306
Long-term loans	-	-	1.483.278	1.483.278
Other current assets	-	-	252.433	252.433
Other current liabilities	(185.762)	-	-	(185.762)
Trade payables	(79.083)	-	-	(79.083)
Shareholder's loan	(1.209.111)	-	-	(1.209.111)
Total	(1.473.957)	-	1.870.017	396.060

<i>RSD thousand</i>	At 31 December 2021			
	Parent Company	Parent's subsidiaries and associates	Subsidiaries	Total
Short-term loans	-	-	114,878	114,878
Long-term loans	-	-	1,486,619	1,486,619
Other current assets	-	-	219,342	219,342
Other current liabilities	(152,748)	-	-	(152,748)
Trade payables	(83,899)	-	-	(83,899)
Shareholder's loan	(1,185,735)	-	-	(1,185,735)
Total	(1,422,382)	-	1,820,839	398,457

FINTEL ENERGIJA AD, BEOGRAD
EXPLANATORY NOTES TO THE QUARTERLY FINANCIAL STATEMENTS
FOR THE PERIOD ENDED 30 SEPTEMBER 2022

(All amounts are in 000 RSD, unless otherwise stated)

20. Significant subsequent events

There were no events occurring after the balance sheet date that could require a correction of the quarterly financial statements as at 30 September 2022, nor disclosure in the Notes to the quarterly financial statements of the Company.

Legal representative:

A handwritten signature in blue ink is written over a circular blue stamp. The stamp contains the text "FINTEL ENERGIJA AD" in the center, "BEOGRAD" at the bottom, and "POSREDOVANJE ZA PROIZVODNJU ELEKTRICNE ENERGIJE" around the perimeter.

The person responsible for the preparation of stand alone quarterly financial statements:

**QUARTERLY BUSINESS REPORT
FOR THE PERIOD ENDED
30 SEPTEMBER 2022**

FINTEL ENERGIJA AD, BEOGRAD

Content

1. Summary of the business activities	3
2. Presentation of development and activities of the legal entity, personnel structure	5
3. Environmental protection	5
4. Planned future development	5
5. Significant transactions with related parties	6
6. Goals and policies in connection with managing financial risks, credit risks, liquidity risk and market risk	6

QUARTERLY BUSINESS REPORT FOR THE PERIOD
ENDED 30 SEPTEMBER 2021**1. Summary of the business activities*****Identification data***

Business name: PRIVREDNO DRUŠTVO ZA PROIZVODNJU ELEKTRIČNE ENERGIJE FINTEL ENERGIJA AD BEOGRAD

Seat: Belgrade

Address: Masarikova 5

Company Identification Number: 20305266

Tax Identification Number: 105058839

Date of incorporation: 27 June 2007

Persons authorized to represent: Tiziano Giovannetti

Website: www.fintelenergija.rs

Core business activity

Description and code of the core business activity: 3511 – Production of electrical energy.

Business activities

Fintel Energija A.D. (hereinafter the “**Company**” or “**Fintel Energija**”) and its subsidiaries (together, “**Fintel Group**” or the “**Group**”) is the leading independent renewable energy generator in Serbia. The Company and the Group acted as the pioneer in the Serbian wind business being the first ever to install and operate wind farms in the country. The Group sells its power output through offtake arrangements (Power Purchase Agreement or the “PPA”) to JP Elektroprivreda Srbije (“EPS”) and does not supply electricity directly to the retail customers.

Organizational structure

By aligning corporate bodies and documents with the Companies Law (“Official Gazette of the RS” no. 36/2011, 99/2011, 83/2014, - other law, and 5/2015, 44/2018 and 95/2018) the Company has the following internal organizational structure: Shareholder Assembly and Board of Directors.

QUARTERLY BUSINESS REPORT FOR THE PERIOD ENDED 30 SEPTEMBER 2022

1. Summary of the business activities (Continued)

Subsidiaries

The Company act as a holding company of the following subsidiaries:

- Lipar d.o.o. Beograd, ID number 21452149 ("**Lipar**"), whereby the Company holds 100,00% of the share capital,
- Lipar 2 d.o.o. Beograd, ID number 21452122 ("**Lipar 2**"), whereby the Company holds 100,00% of the share capital,
- Maestralski Ring d.o.o. Beograd, ID number 21452068 ("**Maestralski Ring**"), whereby the Company holds 100,00% of the share capital,
- Project Torak d.o.o. Beograd, ID number 21459631 ("**Project Torak**"), whereby the Company holds 100,00% of the share capital,
- Fintel Energija development d.o.o. Beograd, ID number 21522732 ("**Fintel Energija Development**"), whereby the Company holds 100,00% of the share capital,
- MK-Fintel Wind Holding d.o.o. za holding poslove Beograd, ID number 21280275, whereby the Company holds 53,99737% of the share capital ("**MK Fintel d.o.o.**"), while the remaining 46,00263% is held by the company *MK Holding d.o.o. za holding poslove Beograd*,
- MK-Fintel Wind akcionarsko društvo Beograd, ID number 20392126, whereby the Company holds 53,99737% of the share capital ("**MK Fintel a.d.**"), while the remaining 46,00263% is held by the company *MK Holding d.o.o. za holding poslove Beograd*;
- Fintel Energija Development Ltd Cyprus, ID number HE 419780, whereby the Company holds 100,00% of the share capital,
- Vetropark Torak Ltd Cyprus, ID number HE 423070, whereby the Company holds 100,00% of the share capital,
- Vetropark Ring Ltd Cyprus, ID number HE 420088, whereby the Company holds 100,00% of the share capital;
- Kula Solar Ltd Cyprus, ID number HE 424176, whereby the Company holds 100,00% of the share capital;
- Agrosolar d.o.o. Beograd, ID number 21710717, whereby the Company holds 100,00% of the share capital.

MK-Fintel Wind Holding d.o.o. holds 100% in the following subsidiaries, SPVs for other projects:

- Vetropark Kula d.o.o. Beograd, ID number 20901659 – SPV established for the project wind farm Kula ("**Kula**"),
- Energobalkan d.o.o. Beograd, ID number 20833122 – SPV established for the project wind farm Vetroparka La Piccolina ("**Energobalkan**"),

Fintel Energija Development d.o.o. holds 54% in the following subsidiary: MK-Fintel Wind Development d.o.o. Beograd, ID number 21528536 ("**MK-Fintel Wind Development**").

MK-Fintel Wind Development holds 100% in the following subsidiaries:

- Vetropark Torak d.o.o. Beograd, ID number 21040339 ("**Torak**"),
- Vetropark Ram d.o.o. Beograd, ID number 20927119 ("**Ram**"),

**QUARTERLY BUSINESS REPORT FOR THE PERIOD
ENDED 30 SEPTEMBER 2022****1. Summary of the business activities (Continued)*****Information about the management of the company***

Members of Board of Directors:

- ✓ Claudio Nardone, President
- ✓ Tiziano Giovannetti
- ✓ Giolio Moreno
- ✓ Paolo Martini
- ✓ Jovan Purar

2. Presentation of development and activities of the legal entity, personnel structure

Fintel Energija is a pionir in the production of electrical energy from wind power in the territory of the Republic of Serbia. Currently the total installed capacity of all wind turbines in Serbia is 398 MW, of which 85.5 MW is held in the ownership of the Company (21,5%). Out of the total current quota for construction of wind farms under preferential conditions, which is 500 MW, Fintel has been granted the right to build wind farms of a total capacity of 85.5 MW (17,1%).

Personnel structure

The employees in the company have the appropriate qualifications, knowledge and experience necessary for the quality performance of the services provided by the Company. In addition to the Director, the Company has further 14 employees its subsidiaries who work mainly on maintenance of existing wind farms.

3. Environmental protection

Fintel Energija contributes to environmental protection mainly through investing in construction of capacities for production of electrical energy from renewable sources (green energy). Construction of wind farms significantly reduces CO2 emissions as one of the leading harmful factors that affect the environment.

4. Planned future development

As of December 2021, the Group has increased its production of electrical energy from wind of 85.5 MW, through the construction of three projects, "Kula", "La Piccolina" and "Kosava phase I". The Group also has ongoing further onshore wind farms development of above 1 GW. The pipeline is being actively developed and projects are continuously progressed through the development and obtaining the appropriate regulatory consents. Projects are all developed in accordance with the "gateway" approval process, so the pace of development will depend on a number of internal and external factors. Out of the ongoing project, the project that has most advanced is Kosava Phase II - a project that obtained all licenses and that plans to have 19 turbines with capacity of up 68.4 MW, subject to turbine selection. which is estimated to become fully operational in the financial year 2022.

The growth of the Company's and Group's business will be driven primarily by the build of the Company's Development Pipeline Business, comprising approximately 861 MW of total capacity. Out of this amount, 125 MW is at an advanced development stage (building permits has been obtained for 78,5 MW, including 68.4 MW under construction) and approximately 693 MW where planning applications will be soon submitted or were submitted already).

**QUARTERLY BUSINESS REPORT FOR THE PERIOD
ENDED 30 SEPTEMBER 2022**

The Company is targeting in total between 180 MW and 230 MW of installed capacity through organic growth of its Wind Development Pipeline Business over the next three years. The Directors expect to finance approximately 80 or 90% of these investments through loans, while the remaining funds are to be financed through subordinated debt or Company's cash flow. It is the Directors' intention to take a flexible approach to the development of the Company's Wind Development Pipeline Business, in order to deliver growth without compromising the Company's ability to pay out dividends in line with its dividend policy. Even though the focus of the Group is on organic growth, growth through acquisitions would be considered on an opportunistic basis.

5. Significant transactions with related parties

The representation of the Company's relations with related parties is presented in point 19 of the Notes to the Financial Statements for the period ended 30 September 2022.

In the third quarter of 2022, there were no significant transactions of the Company with related parties.

6. Goals and policies in connection with managing financial risks, credit risks, liquidity risk and market risk

The coordination and monitoring of key financial risks is carried out by the central treasury department of the Principal Shareholder Company, which provides guidelines for the management of various types of risk and for the use of financial instruments. The main features of Fintel Group's risk management policy are:

- central determination of operational risk management guidelines concerning market, liquidity and cash flow risks;
- monitoring of results achieved;
- diversification of commitments/obligations and of the product portfolio.

Above mentioned Financial risk management procedures are consistent with those applied during the preparation of Financial Statements as of and for the year ended 31 December 2020.

Tiziano Giovannetti
Director





FINTEL ENERGIJA AD

STATEMENT BY PERSONS RESPONSIBLE FOR REPORT PREPARATION

To the best of our knowledge, Quarterly Financial Statements of the Fintel Energija a.d. for period ended 30 September 2022 were prepared in compliance with the relevant International Financial Reporting Standards and these present authentic and objective information about assets, liabilities, financial position and operations, profit and losses, cash flows and changes in equity of the Public Company, including those of the Companies included in the Statements.

In compliance with the Law on Capital Market (RS Official Gazette, No. 31/2011, 112/2015, 108/2016 and 9/2020) we hereby declare that the financial statements in question have not been audited.

Legal representative:

Fintel Energija a.d.

Director



Tiziano Giovannetti
Tiziano Giovannetti