

# Bilten

BEOGRADSKE  
BERZEGodina XXVI  
Broj 315  
April 2021.

## MESEČNI PROMET / MONTHLY TURNOVER

TRŽIŠNI SEGMENT / MARKET SEGMENT	Promet RSD / Turnover RSD	Promena % / % Change (RSD)*	Promet EUR / Turnover EUR	Promena % / % Change (EUR)*	Broj transakcija / No of Transactions
PRIME LISTING-akcije	56,841,845	-23.46%	483,465	-23.46%	857
PRIME LISTING-obveznice Republike Srbije	4,266,514,878	+239.54%	36,286,515	+239.54%	72
STANDARD LISTING-akcije	418,143,050	+682.28%	3,556,121	+682.25%	78
OPEN MARKET-akcije	95,863,461	-33.83%	815,313	-33.84%	422
MTP-akcije	219,210,473	+10.30%	1,864,495	+10.30%	622

\* mesečna promena / \* monthly change

METODE TRGOVANJA / TRADING METHODS	Promet RSD / Turnover RSD	Promena % / % Change (RSD)*	Promet EUR / Turnover EUR	Promena % / % Change (EUR)*	Broj transakcija / No of Transactions
Kontinuirano trgovanje / Continuous trading method	5,032,009,480	+211.76%	42,797,001	+211.76%	2,046
Blok trgovanja / Block trading	24,564,227	-78.42%	208,908	-78.43%	5
Ukupno / Total	5,056,573,707	+192.64%	43,005,909	+192.64%	2,051

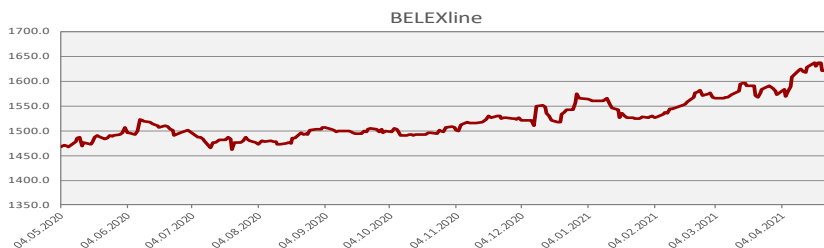
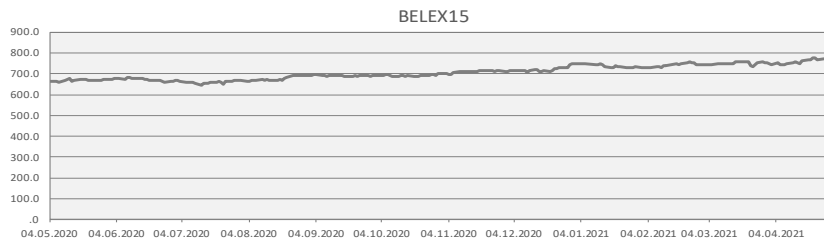
\* mesečna promena / \* monthly change

STRUKTURA TRGOVANJA / TRADING STRUCTURE	Učešće u ukupnom prometu / Total Turnover	Učešće u ukupnom broju transakcija / Total No. Of Trades	Učešće u prometu akcijama / Turnover - Shares	Učešće u broju transakcija akcijama / No of Trades - Shares
Regulisano tržište / Regulated Market	95.66%	69.67%	72.25%	68.57%
MTP	4.34%	30.33%	27.75%	31.43%
METODE TRGOVANJA / TRADING METHODS				
Kontinuirano trgovanje / Continuous trading	99.51%	99.76%	96.89%	99.75%
Blok trgovanja / Block trading	0.49%	0.24%	3.11%	0.25%
VRSTE HOV / SECURITY TYPE				
Akcije / Shares	15.62%	96.49%	-	-
Obveznice Republike Srbije / RS Bonds	84.38%	3.51%	-	-
Korporativne obveznice / Corporate Bonds	0.00%	0.00%	-	-
INDEKSI / INDICES				
BELEX15	9.72%	48.71%	62.19%	50.48%
BELEXline	11.38%	64.02%	72.81%	66.35%

## PROMET U PRETHODNIH 12 MESECI / TURNOVER IN PREVIOUS 12 MONTHS

Mesec / Month	Listing	Open Market	Regulisano / Regulated Market	MTP	Ukupno / Total	Br. Transakcija / No of Transactions
APRIL 2021	4,741,499,773	95,863,461	4,837,363,234	219,210,473	5,056,573,707	2,051
MART 2021	1,384,264,827	144,884,876	1,529,149,703	198,744,779	1,727,894,482	1,810
FEBRUAR 2021	5,088,160,062	44,949,749	5,133,109,811	155,648,215	5,288,758,026	1,857
JANUAR 2021	1,347,760,980	16,481,850	1,364,242,830	26,775,647	1,391,018,477	1,038
DECEMBAR 2020	4,574,035,074	288,316,813	4,862,351,887	144,728,160	5,007,080,047	1,923
NOVEMBAR 2020	2,697,283,452	17,597,428	2,714,880,880	69,874,336	2,784,755,216	1,289
OKTOBAR 2020	2,767,941,193	116,908,135	2,884,849,328	63,331,505	2,948,180,833	1,463
SEPTEMBAR 2020	3,451,939,927	10,300,290	3,462,240,217	41,511,949	3,503,752,166	1,009
AVGUST 2020	769,981,610	25,293,837	795,275,447	23,454,407	818,729,854	1,167
JUL 2020	2,732,815,873	33,352,111	2,766,167,984	29,191,898	2,795,359,882	1,238
JUN 2020	1,284,277,059	61,939,404	1,346,216,463	18,295,881	1,364,512,344	1,862
MAJ 2020	3,095,888,499	54,226,931	3,150,115,430	3,021,914	3,153,137,344	1,384

BELEX15	BELEX15	BELEXline
Vrednost / Value	757.31	1,623.75
% Promena / % Change	+ 0.39%	+ 2.41%
Promena / Change	+ 2.91	+ 38.21
Promet/ Turnover	491,298,424	575,208,688
Vrednost na dan 31.03.2021.	749.45	1,580.43
Najviša vrednost/ Maximum	782.49	1,636.92
Najniža vrednost/ Minimum	736.66	1,569.62
Godišnja promena / Annual change	+ 1.16%	+ 3.69%
PE	14.13	10.29
PB	0.72	0.61
FIS	35.43	30.97
b-FIS	63.85	54.73
s-FIS	7.00	7.21



MESEČNI PREGLED PO HARTIJAMA IZ KORPE INDEKSA BELEX15 / STATISTICS BY BELEX15 BASKET SECURITIES

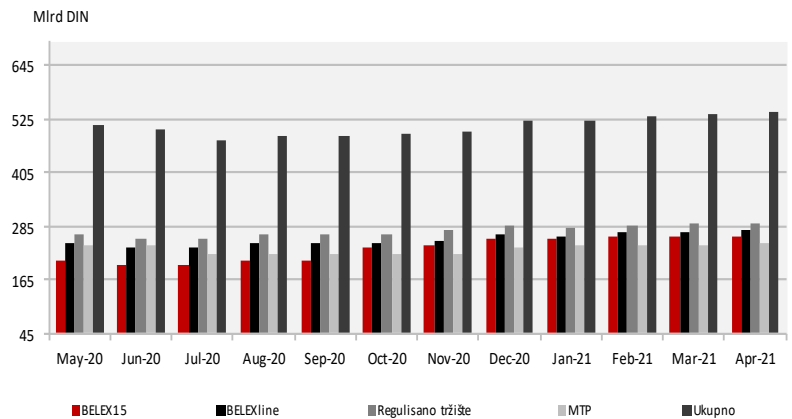
	AERO	ALFA	DNOS	ENHL
Poslednja cena / Last Price	1,001	20,700	3,800	400
Broj transakcija / No. of Trades	370	5	35	7
Obim trgovanja / Volume	6,172	34	2,671	1,007
Vrednost prometa / Turnover RSD	6,226,559	704,400	10,911,950	409,865
Vrednost prometa EUR / Turnover EUR	52,958	5,991	92,813	3,486
Tržišna kapitalizacija / Market Cap	35,061,155,129	3,256,772,400	16,059,259,800	4,372,516,800
Tržišna kapitalizacija EUR / Market Cap EUR	298,177,868	27,697,246	136,576,100	37,186,103
Prosek prometa RSD / Average Turnover RSD	296,502.81	33,542.86	519,616.67	19,517.38
Prosek prometa EUR / Average Turnover EUR	2,521.83	285.29	4,419.68	165.99
Prosek broja transakcija / Average No. of Trades	17.62	0.24	1.67	0.33
FIS	49.31%	22.08%	13.42%	12.59%
b-FIS	48.98%	%	26.74%	%
s-FIS	49.63%	44.17%	0.10%	25.17%

	FINT	FITO	IMPL	JESV
Poslednja cena / Last Price	635	2,552	3,500	6,950
Broj transakcija / No. of Trades	10	0	0	36
Obim trgovanja / Volume	2,541	0	0	1,419
Vrednost prometa / Turnover RSD	1,623,390			9,272,650
Vrednost prometa EUR / Turnover EUR	13,807	0	0	78,868
Tržišna kapitalizacija / Market Cap	16,834,171,310	6,737,280,000	3,298,004,500	1,773,153,500
Tržišna kapitalizacija EUR / Market Cap EUR	143,166,341	57,297,250	28,047,905	15,079,798
Prosek prometa RSD / Average Turnover RSD	77,304.29			441,554.76
Prosek prometa EUR / Average Turnover EUR	657.48	0.00	0.00	3,755.63
Prosek broja transakcija / Average No. of Trades	0.48	0.00	0.00	1.71
FIS	0.08%	%	%	11.07%
b-FIS	0.16%	%	%	%
s-FIS	%	%	%	22.14%

	KMBN	MTLC	NIIS	TGAS
Poslednja cena / Last Price	3,328	1,870	621	14,186
Broj transakcija / No. of Trades	17	25	470	24
Obim trgovanja / Volume	118,125	8,296	78,550	333
Vrednost prometa / Turnover RSD	393,251,375	15,619,025	48,582,031	4,697,179
Vrednost prometa EUR / Turnover EUR	3,344,411	132,841	413,214	39,952
Tržišna kapitalizacija / Market Cap	55,970,157,568	3,814,800,000	101,260,508,400	14,706,030,388
Tržišna kapitalizacija EUR / Market Cap EUR	475,998,642	32,442,996	861,170,785	125,067,550
Prosek prometa RSD / Average Turnover RSD	18,726,255.95	743,763.10	2,313,430.05	223,675.19
Prosek prometa EUR / Average Turnover EUR	159,257.68	6,325.77	19,676.85	1,902.47
Prosek broja transakcija /	0.81	1.19	22.38	1.14
FIS	35.03%	7.79%	58.37%	20.43%
b-FIS	70.05%	%	65.97%	4.41%
s-FIS	%	15.57%	50.78%	36.45%

## TRŽIŠNA KAPITALIZACIJA / MARKET CAPITALIZATION

	U hiljadama / In thousands RSD	U hiljadama / In thousands EUR
Ukupno/Total	539,257,576	4,586,120
Regulisano tržište/Regulated Market	291,360,289	2,477,876
Listing	219,086,463	1,863,223
Prime Listing –akcije / shares	157,528,352	1,339,701
Standard Listing-akcije / shares	61,558,111	523,521
Open Market	72,273,827	614,653
MTP	247,897,287	2,108,244
BELEX15	263,143,810	2,237,909
BELEXline	275,084,339	2,339,457



## SEKTORSKA KLASIFIKACIJA – AKCIJE / SECTOR CLASSIFICATION – SHARES

Sektor / Sector	Promet – Akcije / Turnover - Shares	Br. transakcija – Akcije / No. Of Trades - Shares	Tržišna kapitalizacija / Market Capitalization	FIS
Prerađivačka industrija	31,952,967	127	192,572,209,784	5.49%
Rudarstvo	48,582,031	470	101,908,637,119	58.37%
Finansijske delatnosti i delatnost osiguranja	492,721,782	273	84,987,786,801	28.64%
Trgovina na veliko i malo i popravka motornih vozila	25,897,835	10	40,468,918,087	0.00%
Poslovanje nekretninama	6,226,559	370	36,511,085,027	49.31%
Građevinarstvo	21,344,687	67	25,808,365,969	21.36%
Snabdevanje električnom energijom, gasom i parom	1,623,390	10	16,834,171,310	0.08%
Poljoprivreda, šumarstvo i ribarstvo	150,248,821	460	16,768,884,132	3.09%
Saobraćaj i skladištenje	10,931,037	184	13,431,340,071	0.00%
Stručne, naučne, inovacione i tehničke delatnosti	461,760	6	3,324,152,001	0.00%
Usluge smeštaja i ishrane		0	3,258,380,618	0.00%
Informisanje i komunikacije	67,960	2	2,115,018,120	0.00%
Administrativne i pomoćne uslužne delatnosti		0	731,662,293	0.00%
Obrazovanje		0	203,830,124	0.00%
Ostale uslužne delatnosti		0	173,506,500	0.00%
Umetnost, zabava i rekreacija		0	102,219,000	0.00%
Snabdevanje vodom i upravljanje otpadnim vodama		0	53,617,230	0.00%
Zdravstvena i socijalna zaštita		0	3,792,040	0.00%

## UČEŠĆE ČLANOVA U PROMETU / PARTICIPATION OF STOCK EXCHANGE MEMBERS IN THE TURNOVER

### REGULISANO TRŽIŠTE / REGULATED MARKET

Član Berze / Member	Udeo u prometu / Participation in Turnover (%)	Udeo u broju transakcija / Participation in No. Of Transactions (%)
Vojvođanska banka a.d., Novi Sad	20.21%	7.49%
M&V Investments a.d., Beograd	15.75%	6.96%
Eurobank a.d., Beograd	13.05%	0.07%
Banka Poštanska štedionica a.d., Beograd	11.03%	25.19%
UniCredit Bank Srbija a.d., Beograd	10.94%	0.03%
Tesla Capital a.d., Beograd	7.59%	9.20%
Raiffeisen banka a.d., Beograd	7.28%	2.10%
Erste bank a.d., Novi Sad	5.22%	0.80%
Komercijalna banka a.d., Beograd	4.56%	25.51%
Convest a.d., Novi Sad	2.12%	0.91%
Ostali	2.25%	21.73%

### MTP

Član Berze / Member	Udeo u prometu / Participation in Turnover (%)	Udeo u broju transakcija / Participation in No. Of Transactions (%)
M&V Investments a.d., Beograd	39.55%	10.05%
Tesla Capital a.d., Beograd	22.87%	37.36%
Momentum Securities a.d., Novi Sad	14.70%	8.43%
Vojvođanska banka a.d., Novi Sad	8.59%	7.37%
Ilirika investments a.d., Beograd	3.78%	9.32%
Erste bank a.d., Novi Sad	2.57%	3.65%
Dunav Stockbroker a.d., Beograd	1.80%	0.08%
Intercity broker a.d., Beograd	1.80%	2.67%
Komercijalna banka a.d., Beograd	1.32%	12.07%
Convest a.d., Novi Sad	1.26%	3.40%
Ostali	1.77%	5.59%

## UČEŠĆE STRANIH INVESTITORA / FOREIGN INVESTORS PARTICIPATION—FIT, FIS, FIB

Mesec / Month	FIT	FIS	b-FIS	s-FIS	FIB
APRIL 2021	12.35%	23.22%	40.71%	5.74%	10.34%
MART 2021	7.66%	11.00%	11.16%	10.83%	6.40%
FEBRUAR 2021	20.34%	40.03%	18.42%	61.65%	17.19%
JANUAR 2021	12.64%	12.80%	19.65%	5.95%	12.63%
DECEMBAR 2020	11.22%	22.98%	26.97%	18.98%	9.13%
NOVEMBAR 2020	5.80%	33.35%	50.55%	16.14%	3.76%
OKTOBAR 2020	19.24%	22.70%	22.10%	23.30%	18.92%
SEPTEMBAR 2020	2.65%	37.18%	35.12%	39.25%	1.38%
AVGUST 2020	36.27%	54.57%	36.65%	72.48%	12.91%
JUL 2020	11.33%	37.77%	35.34%	40.20%	10.00%
JUN 2020	36.22%	47.86%	36.49%	59.23%	33.22%
MAJ 2020	6.15%	28.74%	23.40%	34.07%	4.17%

Prema specifikaciji klijenata Centralnog registra / According to the Central depository clients

### NAJVEĆE PROMENE CENE, REGULISANO TRŽIŠTE / BIGGEST PRICE CHANGES, REGULATED MARKET

Izdavalac / Issuer	Cena / Price 29.04.2021.	Cena / Price 31.03.2021.	Promena % / % Change	Izdavalac / Issuer	Cena / Price 29.04.2021.	Cena / Price 31.03.2021.	Promena % / % Change
Lasta a.d., Beograd, LSTA	1,099	500	+ 119.80%	Tigar a.d., Pirot, TIGR	20	25	-20.00%
Komercijalna banka a.d., Beograd, KMBNPB	1,502	961	+ 56.30%	Globos osiguranje a.d., Beograd, GLOS	464	550	-15.64%
Jedinstvo a.d., Sevojno, JESV	6,950	6,500	+ 6.92%	Dunav osiguranje a.d., Beograd, DNOS	3,800	4,028	-5.66%
Energoprojekt holding a.d., Beograd, ENHL	400	385	+ 3.90%	Fintel energija a.d., Beograd, FINT	635	657	-3.35%
Komercijalna banka a.d., Beograd, KMBN	3,328	3,270	+ 1.77%	NIS a.d., Novi Sad, NIIS	621	624	-0.48%

### NAJVEĆA VREDNOST PROMETA, REGULISANO TRŽIŠTE / BIGGEST TURNOVER, REGULATED MARKET

Izdavalac / Issuer	Vrednost prometa / Turnover	Blok trgovanja / Block Trades	Izdavalac / Issuer	Vrednost prometa / Turnover	Blok trgovanja / Block Trades
Komercijalna banka a.d., Beograd, KMBN	393,251,375	0	Komercijalna banka a.d., Beograd, KMBNPB	9,734,575	0
ALTA banka a.d., Beograd, JMBN	48,960,019	0	Jedinstvo a.d., Sevojno, JESV	9,272,650	0
NIS a.d., Novi Sad, NIIS	48,582,031	0	Globos osiguranje a.d., Beograd, GLOS	9,116,163	0
Metalac a.d., Gornji Milanovac, MTLC	15,619,025	0	Lasta a.d., Beograd, LSTA	8,602,307	0
Dunav osiguranje a.d., Beograd, DNOS	10,911,950	0	Aerodrom Nikola Tesla a.d., Beograd, AERO	6,226,559	0

### NAJNIŽI P/E, REGULISANO TRŽIŠTE / LOWEST P/E, REGULATED MARKET

Izdavalac / Issuer	P/E	Izdavalac / Issuer	P/E
Dunav osiguranje a.d., Beograd	5.02	VP Dunav a.d., Bačka Palanka	8.12
Jedinstvo a.d., Sevojno	5.45	Metalac a.d., Gornji Milanovac	14.96
Komercijalna banka a.d., Beograd	6.39	Kopaonik a.d., Beograd	15.58
Galenika Fitofarmacija a.d., Zemun	7.64	Alfa plam a.d., Vranje	24.88
Messer Tehnogas a.d., Beograd	7.75	Energoprojekt holding a.d., Beograd	26.44

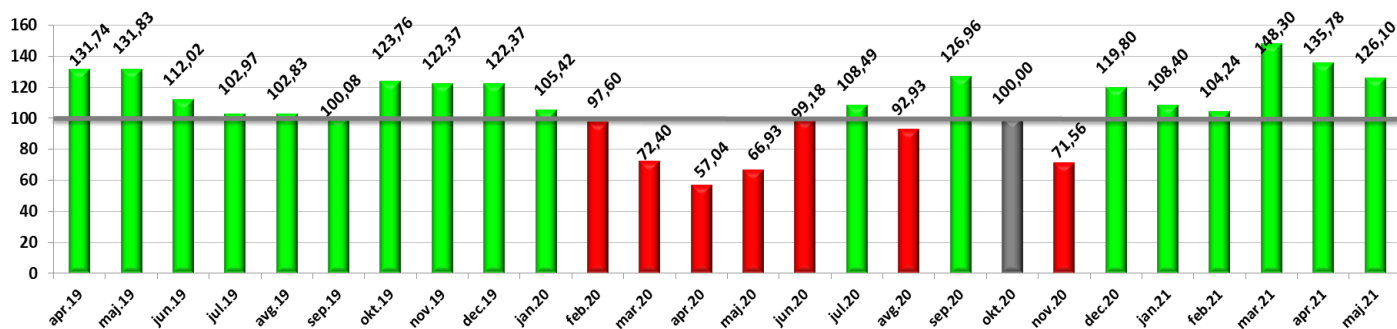
### NAJNIŽI P/B, REGULISANO TRŽIŠTE / LOWEST P/B, REGULATED MARKET

Izdavalac / Issuer	P/B	Izdavalac / Issuer	P/B
ALTA banka a.d., Beograd	0.31	Impol Seval a.d., Sevojno	0.49
Alfa plam a.d., Vranje	0.39	Jedinstvo a.d., Sevojno	0.64
NIS a.d., Novi Sad	0.40	Lasta a.d., Beograd	0.66
Kopaonik a.d., Beograd	0.44	Messer Tehnogas a.d., Beograd	0.74
Energoprojekt holding a.d., Beograd	0.48	Komercijalna banka a.d., Beograd	0.75

### NAJVEĆA TRŽIŠNA KAPITALIZACIJA, REGULISANO TRŽIŠTE / BIGGEST MARKET CAPITALIZATION, REGULATED MARKET

Izdavalac / Issuer	Simbol	Tržišna kapitalizacija - mil RSD / Market Capitalization—mil RSD	FFc	Izdavalac / Issuer	Simbol	Tržišna kapitalizacija - mil RSD / Market Capitalization—mil RSD	FFc
NIS a.d., Novi Sad	NIIS	101,260.508	0.14	Dunav osiguranje a.d., Beograd	DNOS	16,059.260	0.06
Komercijalna banka a.d., Beograd	KMBN	55,970.158	0.17	Messer Tehnogas a.d., Beograd	TGAS	14,706.030	0.18
Aerodrom Nikola Tesla a.d., Beograd	AERO	35,061.155	0.15	Galenika Fitofarmacija a.d., Zemun	FITO	6,737.280	0.10
Philip Morris Operations a.d., Niš	DINNPB	21,841.178	0.11	Energoprojekt holding a.d., Beograd	ENHL	4,372.517	0.13
Fintel energija a.d., Beograd	FINT	16,834.171	0.06	Metalac a.d., Gornji Milanovac	MTLC	3,814.800	0.79

### BELEXsentiment



## LISTING

### PRIME LISTING—AKCIJE / SHARES

Izdavalac / Issuer	Simbol / Symbol	Cena / Price	Mesečna promena % / Monthly Change %	Obim / Volume	Promet (RSD) / Turnover (RSD)	Raspon cene-52 nedelje / 52 Weeks High/Low	Broj emitovanih akcija / Number of Shares Issued	%Prinos (dividenda) / Dividend	P/E	P/B
Aerodrom Nikola Tesla a.d., Beograd	AERO	1,001	+ 0.10%	6,172	6,226,559	830 - 1,050	35,026,129	1.30	-77.25	1.18
Energoprojekt holding a.d., Beograd	ENHL	400	+ 3.90%	1,007	409,865	360 - 550	10,931,292	0.00	26.44	0.48
Fintel energija a.d., Beograd	FINT	635	-3.35%	2,541	1,623,390	530 - 667	26,510,506	0.00	-452.38	39.29
NIS a.d., Novi Sad	NIS	621	-0.48%	78,550	48,582,031	520 - 650	163,060,400	0.04	-17.14	0.40

### PRIME LISTING—OBVEZNICE RS / RS BONDS

Simbol / Symbol	Cena / Price	Mesečna promena %	Promet RSD / Turnover RSD	Mesečni raspon cene / Monthly High/Low
RSO1101	124.3311	+ 22.2180%	220,725,872	124.3311-124.3311
RSO1471	112.2519	-2.2554%	85,783,463	112.2519-112.2519
RSO1478	109.8581	+ 0.1944%	232,899,172	109.8581-109.8581
RSO15118	112.2600	+ 10.7510%	9,238,925	112.2600-112.2600
RSO16137	116.0349	+ 0.6341%	126,872,676	116.0349-116.0349
RSO17156	104.2500	+ 1.0432%	1,838,404	104.2500-104.2500
RSO19181	111.0197	-0.4049%	2,002,135,004	110.8712-111.0867
RSO19182	102.9797	+ 0.1724%	1,029,797,000	102.9797-102.9797
RSO19183	113.9543	+ 0.1455%	133,984,503	113.9543-113.9543
RSO20190	103.8678	-0.1117%	415,471,200	103.8678-103.8678
RSSDS20214	96.1900	+ 0.0104%	1,376,161	96.1800-96.1900
RSSDS20225	95.1000	0.0000%	1,360,691	95.1000-95.1000
RSSDS20226	94.1000	0.0000%	1,109,728	94.1000-94.1000
RSSDS20237	93.1000	0.0000%	2,165,638	93.1000-93.1000
RSSDS20238	92.0000	0.0000%	1,756,440	92.0000-92.0110

### STANDARD LISTING—AKCIJE / SHARES

Izdavalac / Issuer	Simbol / Symbol	Cena / Price	Mesečna promena % / Monthly Change %	Obim / Volume	Promet (RSD) / Turnover (RSD)	Raspon cene-52 nedelje / 52 Weeks High/Low	Broj emitovanih akcija / Number of Shares Issued	%Prinos (dividenda) / Dividend	P/E	P/B
Jedinstvo a.d., Sevojno	JESV	6,950	+ 6.92%	1,419	9,272,650	6,000 - 6,950	255,130	0.09	5.45	0.64
Komercijalna banka a.d., Beograd	KMBN	3,328	+ 1.77%	118,125	393,251,375	2,150 - 3,740	16,817,956	0.00	6.39	0.75
Metalac a.d., Gornji Milanovac	MTLC	1,870	+ 1.08%	8,296	15,619,025	1,775 - 1,950	2,040,000	0.04	14.96	1.11

## OPEN MARKET

### AKCIJE / SHARES

Izdavalac / Issuer	Simbol / Symbol	Cena / Price	Mesečna promena % / Monthly Change %	Obim / Volume	Promet (RSD) / Turnover (RSD)	Raspon cene-52 nedelje / 52 Weeks High/Low	Broj emitovanih akcija / Number of Shares Issued	Tržišna kapitalizacija / Market Capitalization
Alfa plam a.d., Vranje	ALFA	20,700	0.00%	34	704,400	20700-26500	157,332	3,256,772
Philip Morris Operations a.d., Niš	DINNPB	6,601	+ 1.55%	470	3,069,118	5500-6601	3,308,768	21,841,178
Dunav osiguranje a.d., Beograd	DNOS	3,800	-5.66%	2,671	10,911,950	3000-4500	4,226,121	16,059,260
Globos osiguranje a.d., Beograd	GLOS	464	-15.64%	19,593	9,116,163	300-650	1,369,237	635,326
ALTA banka a.d., Beograd	JMBN	4,350	0.00%	11,257	48,960,019	4000-5750	288,330	1,254,236
Komercijalna banka a.d., Beograd	KMBNPB	1,502	+ 56.30%	9,073	9,734,575	610-1529	373,510	561,012
Lasta a.d., Beograd	LSTA	1,099	+ 119.80%	9,075	8,602,307	479-1250	2,300,058	2,527,764
Messer Tehnogas a.d., Beograd	TGAS	14,186	-0.10%	333	4,697,179	12600-14500	1,036,658	14,706,030
Tigar a.d., Pirot	TIGR	20	-20.00%	3,110	67,750	20-30	8,156,236	163,125

## AKCIJE

Izdavalac	Simbol	Cena	Mesečna promena %	Obim	Promet (DIN)	Raspon cene-52 nedelje	Broj emitovanih akcija	Tržišna kapitalizacija
Agrobačka a.d. , Bačka Topola	AGBC	250	0.00%	10	2,500	250-250	80,799	20,200
Metalac Home Market a.d. , Novi Sad	AGMT	810	+ 24.62%	2,335	1,891,350	600-810	191,713	155,288
AMS Osiguranje a.d. , Beograd	AMSO	1,256	+ 4.23%	3,760	4,651,060	800-1256	314,550	395,075
Autoventil a.d. , Užice	AVEN	1,400	0.00%	400	560,000	1200-1400	150,512	210,717
Borac a.d. , Šurjan	BRCS	3,212	-15.47%	3,704	12,791,400	1166-3800	71,412	229,375
Dinara a.d. , Beograd	DINR	397	0.00%	57,985	23,020,045	280-400	212,055	84,186
Dijamant a.d. , Zrenjanin	DJMN	45,000	+ 50.00%	1	45,000	20000-45000	272,485	12,261,825
Dunav Grocka a.d. , Grocka	DNVG	60	-25.00%	300	18,000	60-80	859,547	51,573
Goša FOM a.d. , Smederevska Palanka	GFOM	350	-0.28%	355	124,250	340-352	1,369,003	479,151
Goša FSO a.d. , Kragujevac	GFSO	500	-28.57%	619	325,500	500-850	126,900	63,450
Goša montaža a.d. , Beograd	GMON	1,800	0.00%	48	86,400	1700-2200	221,138	398,048
Graditelj a.d. , Beograd	GRDB	850	-0.12%	10	8,500	850-851	45,334	38,534
Informatika a.d. , Beograd	INFM	1,800	+ 24.14%	69	106,140	1000-1800	180,011	324,020
Irmovo a.d. , Kisač	IRMV	2,300	+ 34.50%	9,797	19,887,421	1703-3000	106,219	244,304
Iritel a.d. , Beograd	IRTL	1,200	-7.48%	30	36,000	1000-1940	290,104	348,125
Jugoprevoz Kruševac a.d. , Kruševac	JGPK	2,500	-0.99%	708	1,780,620	2300-2551	76,138	190,345
Luka Leget a.d. , Sremska Mitrovica	LKLG	3,300	+ 18.66%	184	548,110	1000-3300	200,913	663,013
Ming kovačnica a.d. , Niš	MING	500	-50.00%	26	13,000	500-1000	270,455	135,228
Minel Koncern a.d. , Beograd	MNHL	1,120	0.00%	373	417,760	1120-1232	259,210	290,315
Omoljica a.d. , Omoljica	OMOL	3,200	+ 20.75%	7,311	21,501,290	780-3200	326,875	1,046,000
Planum GP a.d. , Beograd	PLNM	490	+ 4.26%	25	12,250	490-490	414,110	202,914
Politika a.d. , Beograd	PLTK	12	+ 50.00%	330	3,960	8-12	14,066,121	168,793
PP Miletić a.d. , Srpski Miletić	PMLT	4,380	0.00%	21,003	92,405,371	1301-6590	201,924	884,427
Progres a.d. , Beograd	PRGS	20	0.00%	492	9,840	12-35	6,119,016	122,380
Poljoprivredna stručna služba Subotica a.d. , Subotica	PSSS	800	0.00%	10	8,000	800-800	13,397	10,718
Putevi a.d. , Užice	PUUE	110	-21.43%	64,842	7,165,360	66-190	982,241	108,047
Ratar a.d. , Pančevo	RTAR	860	+ 4.88%	150	126,795	798-860	122,625	105,458
Lučić Prigrevica a.d. , Novi Sad	SJPR	660	+ 20.00%	8	5,280	500-660	717,968	473,859
Sloga a.d. , Kač	SLPP	682	+ 13.67%	6,024	3,655,559	550-755	246,101	167,841
Min Div a.d. , Svrljig	SVRL	610	+ 1.67%	805	486,840	600-610	948,073	578,325
Savremena administracija a.d. , Beograd	SVRME	4,000	-4.76%	16	64,000	2500-4200	169,877	679,508
Telefonkabl a.d. , Beograd	TLKB	19,000	+ 11.76%	6	114,000	12000-19000	23,957	455,183
Termovent SC Livnica čelika a.d. , Bačka Topola	TLVC	2,850	0.00%	9	25,650	2300-3000	60,569	172,622
Termika-Beograd a.d. , Beograd	TRBG	3,650	-6.41%	253	935,200	3300-4050	60,924	222,373
Uniprom a.d. , Novi Pazar	UNPR	750	0.00%	298	223,500	750-750	201,890	151,418
Utva silosi a.d. , Kovin	UTSI	2,403	-15.68%	80	192,240	1400-2850	165,729	398,247
Voda Vrnjci a.d. , Vrnjačka Banja	VDAV	3,510	+ 1.74%	326	1,144,260	3350-3510	114,787	402,902
Vagar a.d. , Futog	VGAR	600	+ 5.26%	23	13,800	600-600	27,308	16,385
Vital a.d. , Vrbas	VITL	1,055	-3.21%	59	62,245	810-1200	763,937	805,954
Voćar a.d. , Svilajnac	VRBG	750	0.00%	237	177,750	750-750	129,997	97,498

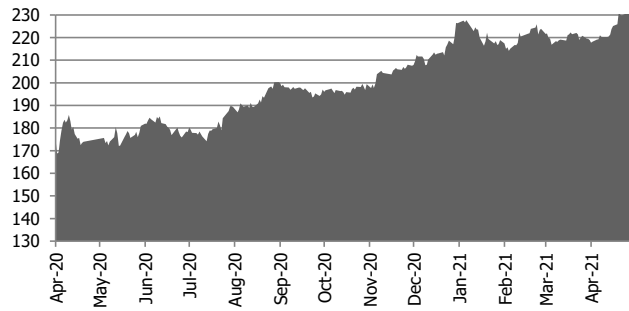
Stock Indices	LAST	YTD Change	YoY Change	Monthly Change
SRX USD	226,86	0,23%	10,86%	3,07%
DJ BALKAN 50	457,21	3,38%	43,73%	2,16%
CECE BANKING	1236,06	22,04%	46,85%	4,18%
DJ Stoxx 50	3442,79	10,76%	24,86%	1,76%
Eurotop 100	3209,79	11,36%	24,18%	1,58%
FTSE 100	7043,61	6,43%	22,07%	3,68%
Xetra DAX	15416,64	12,38%	23,85%	0,84%
S&P 500	4173,85	11,12%	41,30%	0,25%
DJ Industrial	34382,13	12,34%	39,78%	0,89%
Nikkei 225	27824,83	1,39%	38,20%	-6,27%

FX & MM Rates	BID	Monthly High	Monthly Low	Monthly Change
EUR/USD	1,214	1,218	1,1987	2,41%
EUR/GBP	0,8611	0,8713	0,8561	2,18%
EUR/CHF	1,0948	1,1017	1,0927	-0,88%
EUR/RSD	117,50	117,56	117,57	-0,04%
EUR/JPY	132,78	132,94	131	1,15%
3M Euro Deposit	0,53	0,66	0,25	8,86%
3M RSD Deposit	9,99	12,19	9,10	4,81%

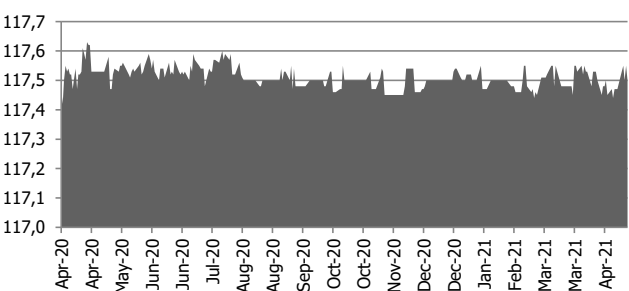
Commodities	LAST	Units	Monthly Change
Gold	1769,31	\$/oz	-1,55%
Silver	25,81	\$/oz	-9,14%
LME Copper	CU 9415.0/15.0	\$/ton	7,24%
LME Alluminum	AL 2331.0/31.0	\$/ton	12,03%
IPE Brent	67,05	\$/bbl	-4,08%
IPE Gasoil	529,00	\$/ton	-5,29%
CBOT Wheat	652,25	USc/bsh	-5,99%
CBOT Corn	592,00	USc/bsh	1,55%
CBOT Soybean	1449,75	USc/bsh	2,19%
CBOT Soymeal	407,50	USD/ton	0,00%
LIFFE Coffee	1357,00	USD/ton	-8,64%
LIFFE Sugar	454,00	USD/ton	-8,36%

Debt -- CDS	LAST	Term	S&P	Moody's
UNITED KINGDOM	12,52	5Y	AA	Aa2
GERMANY	10,33	5Y	AAA	Aaa
SPAIN	37,59	5Y	A	Baa1
UKRAINE	441,19	5Y	B	Caa1
ROMANIA	89,49	5Y	BBB-	Baa3
HUNGARY	54,11	5Y	BBB	Baa3
CROATIA	76,95	5Y	BBB-	Ba2
JAPAN	15,98	5Y	A+	A1
CHINA	46,80	5Y	A+	A1
ARGENTINA	8312,69	5Y	SD	Caa2
BRAZIL	189,70	5Y	BB-	Ba2
MEXICO	92,89	5Y	A-	A3

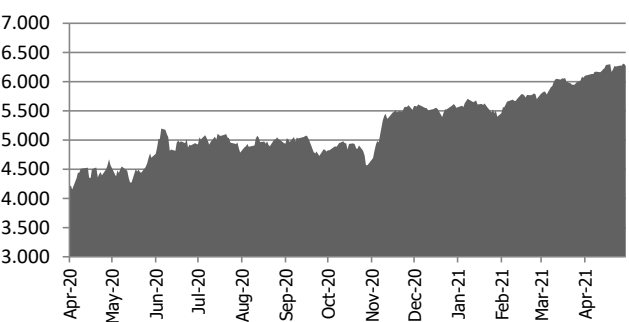
**SRX/ USD**



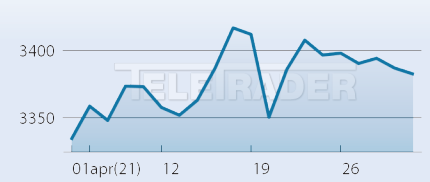
**EUR/RSD**



**CAC 40**



## DJ STOXX 50 Vrednost 3.442,79



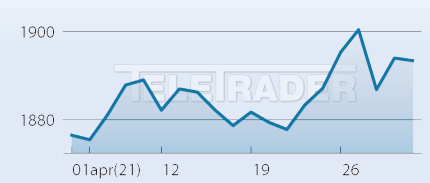
### ↑ DOBITNICI

IME	CENA	PROMENA%	OBIM
KERING S.A. INH. EO 4	711,50	12,83%	2.105
ANHEUSER-BUSCH INBEV	61,75	8,77%	47.107
BNP PARIBAS INH. EO 2	57,48	8,45%	20.284
NOVO-NORDISK NAM.B	65,54	8,38%	65.539
ASTRAZENECA PLC DL-	91,31	8,19%	34.244

### ↓ GUBITNICI

IME	CENA	PROMENA%	OBIM
ADYEN N.V. EO-	1.679,40	-16,26%	668
PROSUS NV EO -	84,82	-11,64%	32.160
AIRBUS	97,51	-5,88%	58.551
ENEL S.P.A. EO 1	8,19	-5,55%	320.073
BASF SE NA O.N.	69,09	-4,81%	411.717

## Crobex Vrednost 1.940,04



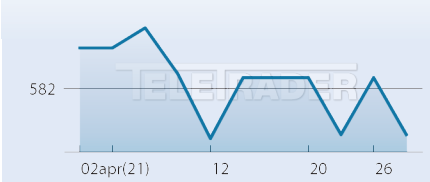
### ↑ DOBITNICI

IME	CENA	PROMENA%	OBIM
Atlantska plovidba d.d. -	344,00	81,05%	113.888
Podravka d.d. - redovne	592,00	7,64%	28.342
Ericsson Nikola Tesla d.d. -	1.680,00	5,00%	4.752
Valamar Riviera d.d.	30,20	4,50%	568.873
Zagrebačka banka d.d. -	57,80	2,48%	41.743

### ↓ GUBITNICI

IME	CENA	PROMENA%	OBIM
Dalekovod d.d. - redovne	6,00	-14,29%	422.049
OT - Optima Telekom d.d.	5,62	-13,54%	572.515
Viktor Lenac d.d. -	11,40	-12,31%	87.327
Institut IGH d.d. - redovne	130,00	-8,45%	3.171
Ingra d.d. - redovne	10,80	-4,85%	92.564

## BIRS Vrednost 576,19



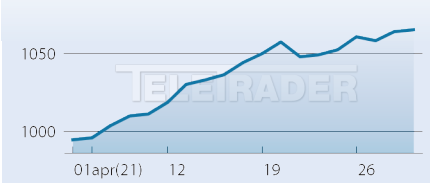
### ↑ DOBITNICI

IME	CENA	PROMENA%	OBIM
Telekom Srpske a.d.	1,05	0,96%	1.516.824

### ↓ GUBITNICI

IME	CENA	PROMENA%	OBIM
Telekom Srpske a.d.	1,05	0,96%	1.516.824

## SBI TOP Vrednost 1.076,67



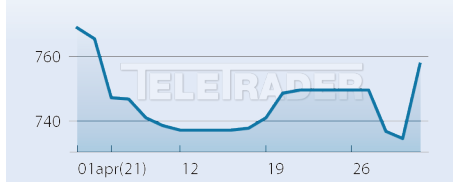
### ↑ DOBITNICI

IME	CENA	PROMENA%	OBIM
LUKA KOPER	22,80	9,62%	57.808
NLB	59,20	8,82%	52.912
CINKARNA CELJE	223,00	5,19%	6.815
ZAVAROVALNICA TRIGLAV	34,40	4,88%	62.882
TELEKOM SLOVENIJE	54,80	4,18%	14.084

### ↓ GUBITNICI

IME	CENA	PROMENA%	OBIM
POZAVAROVALNICA SAVA	22,70	-0,44%	64.218
PETROL	401,00	0,50%	4.852
KRKA	104,00	2,97%	89.173
TELEKOM SLOVENIJE	54,80	4,18%	14.084
ZAVAROVALNICA TRIGLAV	34,40	4,88%	62.882

## SASX10 Vrednost 764,61



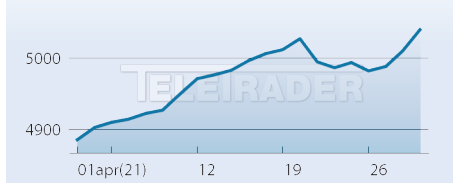
### ↑ DOBITNICI

IME	CENA	PROMENA%	OBIM
TVORNICA CEMENTA	28,00	6,87%	7.030
BOSNALIJEK D.D.	16,30	2,84%	14.087

### ↓ GUBITNICI

IME	CENA	PROMENA%	OBIM
BOSNALIJEK D.D.	16,30	2,84%	14.087
TVORNICA CEMENTA	28,00	6,87%	7.030

## MBI10 Vrednost 5.112,73



### ↑ DOBITNICI

IME	CENA	PROMENA%	OBIM
NLB Banka Skopje	20.600,00	6,74%	701
Makedonski Telekom	340,00	3,03%	3.452
Alkaloid Skopje	15.300,00	1,32%	3.213
Komercijalna banka	8.400,00	1,20%	17.363
Stopanska banka Skopje	1.150,00	0,09%	6.136

### ↓ GUBITNICI

IME	CENA	PROMENA%	OBIM
Makpetrol Skopje	73.000,00	-0,34%	596
Stopanska banka Skopje	1.150,00	0,09%	6.136
Komercijalna banka	8.400,00	1,20%	17.363
Alkaloid Skopje	15.300,00	1,32%	3.213
Makedonski Telekom	340,00	3,03%	3.452

Tehnologiju i podatke obezbedio TeleTrader d.o.o. Podaci o postignutim cenama, procentualnim promenama i obimu su prikazani na mesečnom nivou. Cene su izražene u lokalnim valutama. Uprkos pažljivom preuzimanju i pribavljanju podataka, TeleTrader d.o.o. ne preuzima nikakvu odgovornost za ispravnost, potpunost ili tačnost informacija.

# TeleTrader Professional

## The Professional Trader's Workstation

Profesionalna platforma za analizu berzanskih podataka

<http://professional.teletrader.com/>

